



Knowledge for Creating
and Sustaining
the Built Environment



Volume 47, Issue # 1

September 2007

Portland Chapter - The Construction Specifications Institute

C.S.I. Portland Chapter
Phone: (503) 805-2500
Fax: (503) 587-0337
P.O. Box 5116
Salem, OR 97304
E-Mail:
jane@portlandcsi.org
Web site Portland Chapter:
www.portlandcsi.org
Web site Institute:



www.csinet.org

Table of Contents:

Sept Chapter Meeting	1
President's Message	2
What Do You Say	3
Perky's Notes	4
In Memory	6
Contacts	7
Calendar	8

Paint The Town!

September 11, 2007

Please join CSI Members and Friends for an insider's tour and BBQ at Portland's Rodda Paint Manufacturing Facility in Rivergate.

Rodda Paint Factory
6123 N Marine Dr., Portland, OR 97203

4:30 PM – Gather in front
5:00 PM – Tour of Facility
6:00PM – Dinner and Q & A

Portland CSI presents an informative evening in Rodda's state-of-the-art coatings manufacturing plant where Rodda personnel will give members an insider's view of the technical side of paint. From the Lab where formulating and testing operations are carried out, to the large tanks upstairs, the mixing operation, canning, warehousing and quality control, you will get to visit with the experts.

From its founding in Portland in 1932, Rodda has progressed steadily to become the largest paint manufacturer in the Pacific Northwest and Western Canada. Rodda's Rivergate plant now produces over 700 formulations and has a production capacity of ten million gallons annually from 61 tanks.

While producing Architectural, Industrial, and Specialty Coatings in over 1,320 custom colors and the Yolo and Laura Ashley paint lines at the plant, Rodda also distributes their paint as well as commercial wall coverings and contractor equipment through over 40 stores in the Northwest.

Dress for an outdoor BBQ (tent available), and be sure to wear sturdy shoes (no high heels) for the hike through the plant. Be sure to reserve early for an accurate count for the BBQ!

Cost: \$30.00 per person with pre-paid reservations by September 6, 2007

TO REGISTER GO TO WWW.PORTLANDCSI.ORG
Space is limited, register today.

QUESTIONS? CONTACT JANE PHIFER 503-805-2500 or
jane@portlandcsi.org

PRESIDENT'S MESSAGE

By Doug Allen, CSI, CDT



Sadly, Summer Vacations Near an End, Committees Keep Going!

I hope everyone's summer vacation has been relaxing. Our Chapter Leaders, Committee Chair Leaders, and Committees have been meeting

throughout the summer to prepare a great lineup of events and programs for the up coming 2007-2008 fiscal year.

The Programs Committee's diligent efforts have yielded plans for an incredible lineup of fascinating dinner meetings. Here is a glimpse of what is in store for everyone during the first few meetings of the year.

- September 11th – Tour of Rodda Paint Manufacturing Facility
- October 9th – What's in the Drawings, What's in the Spec? A BIM Presentation (Building Information Modeling)
- November 13th – Central Eastside Industrial Council
- December 11th – Tentative, Family Night at Zoo Lights!
- January 8th – Economic Forecast with Kermit Baker AIA economist. Multi-organizational event!

Plans for February through June meetings are shaping up nicely with details to follow. Play it safe! Just block out the evening of the second Tuesday of each month, September through June, and you won't miss out on any of these high quality educational events with incredible networking opportunity.

The Portland Chapter's big win at the CSI Show and Convention, bringing home the coveted "Chapter Cup" demonstrates the commitment of the Membership Committee. The Chapter Cup is awarded to the chapter with the greatest number of new members. Great job by the committee and our membership for their sponsorship efforts! If you know someone that is interested in CSI or should become a member, get them a sponsorship form or put them in touch with someone on the Membership Committee.

The Certification Committee is working on the CDT study group presentations and content. Their already strong presentations are being reviewed and consolidated for a more consistent look and presentation flow. There has also been some interest expressed to create study sessions for other certification exams. The committee is asking for those interested in other study group sessions to contact them to analyze the best way to address this need as a chapter.

Our Education Committee is finalizing details on a Protective Coatings Seminar slated for this fall or winter. Focused on providing the highest quality educational events that address the needs of membership and the built environment the Education Committee is working on development of events in conjunction with applicable dinner meetings and for the Portland Products and Services Fair. Suggestions for events and educational opportunities are appreciated.

The CSI Portland Products and Services Fair Committee will be getting underway early this year in order to facilitate analysis of past shows and ensure this year's event is promoted and well attended by professionals and industry members of the Built Environment. Anyone interested in providing feedback, or participating in planning of this year's event please be sure to contact us.

Anyone interested in participating or contributing on a committee, in addition to personal development, can capitalize on the advantage of building friendships and networking opportunities obtainable by becoming active on one or more committees. Please check out the list of committees and contact information toward the end of *The Predicator* to ensure your efforts and skills are not being missed.

The Portland chapter Golf Tournament at Beautiful Lewis River Golf Course, thanks to our sponsors, was a great success. With over 120 golfers, most of them happy, the event offered a very pleasurable day and opportunity for networking. Don't delay, contact us early for your spot next year.


CSI Show and Convention

The CSI Show and Convention in Baltimore this past June was an incredible experience. Allowing opportunity to see old friends, and make new ones. There was an incredible amount of educational and professional development opportunities. The Vendors in the trade show were of the highest caliber, providing plenty of unique opportunity for one on one product learning. A major new service launched at the convention is the Continuing Education Network (CEN). The CEN will provide a means for professionals to maintain a portfolio of their continuing education credit. Even for non-CSI members. Another major change announced at the convention is the CDT exam will now be administered electronically. This will allow members to select from about 400 convenient locations around the country. All past chapter test sites have been analyzed and there is at least one test location for each and most cities have multiple locations.

The Chapter Membership should be proud. The chapter was recognized with the following awards this year; Continuing Publication Commendation for *The Predicator*, Bronze Level Outstanding Chapter Commendation, and The Chapter Cup for the most new members by a chapter.

WHAT DO YOU SAY? .. News and views from the Specifiers Share Group

By: Fred Herbold, CSI, CCS



Basic Glass & Coated Glass

This past spring Bill Coady, CSI CCPR, representative for Guardian Industries, presented two seminars about glass. The first was “The Evolution of Glass & High Performance Coatings.”

The second was entitled “Laminated Glass.” We’ll review the first presentation with an additional emphasis for specifiers.

A Short History of Glass

Glass has been produced and fabricated into decorative and functional objects for more than 4000 years. About 1400 years ago Syrians spun lumps of molten glass into flat shapes, good for glazing.

By the beginning of the 20th century Sheet Glass was made by dipping a metal tool into molten glass and drawing it up vertically. This produced some distortions which we would not accept today for architectural glass. However, this type of glass is available for historic restoration projects.

The term “Plate Glass” is often misused, as in “plate glass mirror”. Molten glass is poured onto a flat metal surface, rolled into a sheet, and then ground and polished on both surfaces. Plate glass is no longer manufactured in the United States.

In 1959 flat glass production by the Float Glass method began. Molten glass flows out of a furnace onto a bath of molten tin. The top flows out to a smooth, flat surface and the bottom conforms to the smooth flat molten tin below. The process is continuous. Float glass plants operate 24-7 for many years without shutting down.

Since 1960, consistent colors of flat glass have been developed, as well as heat treating, and a wide array of coatings.

Method for Selecting Glass

- Determine Life Safety Requirements:
Safety glazing for hazardous location,
Fire rating,
Blast resistance,
Bullet resistance (ballistic).
- Determine Energy Requirements (Gain vs. Loss):
Insulating value or U-value,
Solar heat gain.

- Address Load Conditions:
Wind,
Thermal,
Impact
- Exterior Aesthetics and Maintenance:
Color,
Reflectance vs. transparency,
Maintenance and repair.
- Interior Environment Concerns:
Day lighting and glare,
UV protection,
Reflectance,
View,
Sound transmittance.
- Determine Cost and Time Constraints.

Basic Specifications and Terms

The specification reference for basic flat glass is ASTM C 1036, “Standard Specification for Flat Glass.” This reference should always be used. It includes all types of monolithic flat glass except custom made art glass. The Standard requires annealing, so it is not necessary to specify annealed glass.

ASTM C 1036 categorizes glass by Type, Class, Quality, and 4 other categories that apply only to wired glass and patterned glass.

Type I: Transparent flat glass.

Type II: Patterned and wired flat glass.

Class 1: Clear glass. Specify “Low-iron” for ultra clear glass.

Class 2: Tinted glass. Specify the color.

Quality-Q2: Specify for general use mirrors.

Quality-Q3: Specify for architectural glass including low-E and reflective coatings.

Q1 is for high quality mirrors, Q4 is for general glazing, and Q5 and Q6 are for patterned glass.

ASTM C 1048, “Standard Specification for Heat-Treated Flat Glass – Kind HS, Kind FT Coated and Uncoated Glass”. The title just about says it all. This standard is based on ASTM C 1036 and uses the same Type, Class and Quality. The Standard uses 2 additional terms, Kind and Condition.

Kind HS: Heat strengthened is used for added strength and resistance to thermal stress. It is about twice as strong.

Kind FT: Fully tempered flat glass is about 4 times as strong. It breaks in small chunks. It can be used for safety glass. It is produced when Condition B or C are specified.

(continued on page 5)

PERKY'S NOTES From CSI Convention

By: Perky Kilbourn, PhD, CSI



Wednesday, June 20, 2007 - 9 a.m. to 10:45 a.m. Opening General Session and Keynote Address, featuring James Timberlake FAIA, co-author of *Re-fabricating Architecture* where the quality and scope equals the cost and time to

get environmental responsibility. He visualizes the architect at the center of a circle with the various players i.e. Consultants, Contractors, Material Scientists, Product Engineers etc. Interacting with each other and also with the architect so it connects with a maze of interactions.

Management and Leadership Track

11 a.m. Leadership 101 by Charles Enos, AIA, CTM an interactive workshop geared specifically for architects, engineers and construction professionals at all levels to learn important tools for enhancing their leadership skills.

12:30 p.m. to 4:30 p.m. Exhibit Hall Viewing

4:45 p.m. Blended Learning: Taking Continuing Education to the Next Level by Kay Kane, Maryland Online - describes taking the most beneficial aspects of online courses and combining them with the advantage of face-to-face training.

Thursday, June 21, 2007 - 8:00 a.m. to 9:00 a.m. Short and Productive Meetings - a Five Stage Plan by Bob Kenworthy - Kenworthy showed the John Cleese video "Meetings Bloody Meetings" which is a humorous video on how to have short and productive meetings. The 5 keys are first to plan, then to inform - distribute the agenda before the meeting so that those people will be prepared when they come to the meeting. Have a structured and controlled meeting so everyone stays on track - don't jump around and stay on schedule. If there is too much time being spent on one topic, stop and decide whether to modify the schedule or postpone the discussion of this item. The final step is to summarize and review the action items - who does what before the next meeting.

9:15 a.m. to 10:45 a.m. CSI's Construction Education Network (CEN) Provider Program - Erin Schuck, Michael Falsarella and Jeffery Iwankow, the panel discussed how to get information on a topic (courses) you are interested in and you make contact for the specific class and get registered and attend. Similarly, if you want to teach a class you can get it approved locally and then submit it to be available nationally.

11:00 a.m. to 12:30 p.m. Case Study - the PRM in Course Curriculum - by Thomas Ferguson and Glenda Mayo - The PRM (The Project Resource Manual) is a tool that educators can use to prepare students for the real world. Ferguson used the PRM at U of West Florida for a class in the Construction Engineering Technology degree program.

12:30 to 4:30 p.m. Exhibit viewing

4:45 p.m. to 5:45 p.m. The five C's of Servant Leadership that get results: Care, Credibility, Commitment, Communication and Courtesy by Mark Johnson discussed the 5 C's in a very personal manner.

Friday, June 22, 2007 - 7:45 a.m. to 8:45 a.m. Chapter Building as a Contact Sport! by Brent Williams - three r's of leadership - reward, reward, reward. be a tireless cheer leader, make all discussions two way and interact with students and other underutilized people who can grow the future.- don't reinvent the wheel.

9:00 a.m. to 10:00 a.m. The How's and Whys of the CDT and CSI Certification - by Lisa Turner, Wiley McMillan, Jr. and Robert Swan, A201 is changing in September 2007 and CDT exam will use this new version after September 2007.

2:15 to 3:15 p.m. A Look Inside CSI - Grady Whitaker - discussed new Big Sky chapter and that leaders should make a list of things to get done and then figure out who should do them "me" or "we".

Continued on page 5

Perky's Notes (continued from page 4)

3:30 p.m. to 4:30 p.m. Chapter Officer Training: The How to's and Other Best Practices - by Robert Huserik and Kathy Proctor Officers should be in a circular pattern with New Chapter Leaders mentoring future leaders so can hand off to the person they mentored who will mentor their replacement. The idea is to hand off rather than burn out. Need to have the freedom to fail - also obtain awards. A planning retreat works. Avoid these potential hurdles. 1. waiting too long to recruit volunteers 2. assuming everyone shares the same priorities 3. assuming everyone reads e-mails regularly 4. thinking about automation in the same way 5. doing it the same way it's always been done 6. letting aggressive volunteers take over - should redirect their energy 7. not checking in after delegating 8. moving meeting time and place around or canceling meeting 9. relying on the same people every year 10. not welcoming the volunteers - get everyone involved.

4:45 p.m. to 5:45 p.m. The Strength of Students in your Chapter and Region - by Robert Huserik and Kathy Proctor list of students and their e-mail or phone numbers will go to region chair and they will be made available to local chapters on an excel spread sheet. First find the key player - someone who is enthusiastic about CSI and persistent - recruit a faculty advisor or a student. Get them involved by providing appropriate information Have the initial meeting a Pizza Party, provide scholarships and help on project critiques. Invite students to chapter meeting. Can have either a broad or focused audience for a meeting by working with faculty. Target administration - the dean of school or directors or faculty. Know your audience - student benefit is different from faculty benefit - make it official to make a student group. Need to register students going to CSI functions and have a student chapter operating guide. The students involved have a dedicated page in chapter newsletter just for students. Get them involved in CDT classes, Ideas for Home coming parades, Scavenger hunts, Conventions, and Conferences. Keep students involved with design competition and mentoring program challenge - accreditation boards help.

NOTE: Please let Perky Kilbourn (jpk@pacifier.com) know if you have any interesting bits of information you would like included in the 50 year history of Portland Chapter CSI. Thank you.

What Do You Say (continued from page 3)

Condition A: Uncoated surfaces.

Condition B: Spandrel glass with one surface coated. The coating is a ceramic frit of glass, colorants and temporary binder that is fused to the glass when heated (tempered).

Condition C: Other coated glass. Some specifiers use Condition C for ceramic-coated vision glass. The ceramic frit is applied in a pattern that covers less than 90% of the glass, allowing some vision.

Coatings

It is important to know and use the Glass Surface number system to assure that coatings are applied as intended. Surfaces are numbered from outside to inside. Surfaces are counted as if prior to fabrication; so laminated glass has 4 surfaces. A typical Insulating Glass Unit (IGU) has 4 surfaces. An insulating skylight glass unit with laminated glass has 6 surfaces.

There are two methods used to apply low-E and reflective coatings: pyrolytic process and vacuum deposition. Pyrolytic coatings are applied at the end of the float glass line and are relatively durable and scratch resistant. They can be used on monolithic glass. Vacuum deposition or magnetic sputtering process is applied separate from initial manufacturing. The coating is relatively soft, so it must be protected inside an IGU or on the #2 or #3 surface of laminated glass.

Recent development of vacuum deposition coatings have significantly increased the performance of low-E coatings. They are a boom to high performance building design where energy conservation and day-lighting are high priorities. Very high performance low-E coatings tread a line between transparent and slightly reflective. They can also affect the apparent color of the glass. It is wise to evaluate samples in simulated project conditions.

Basic glass manufacturer's have also recently developed clear pyrolytic coatings for the #1 glass surface. They are intended to reduce cleaning maintenance for buildings, glass shower enclosures and glass shelving. Opaque color coatings for glass are of two types. The fused ceramic frit is discussed in heat treating above. A liquid-applied opacifier can be applied to the back surface. These have the advantage of greater color selection and denser opacity.

Next Month

We will continue with Laminated Glass and Insulating Glass Units.

IN MEMORY OF MARGIE LARGENT

By: Perky Kilbourn, PhD, CSI

Margie Largent dies in her new home at the beach

Reportedly, Margie fell and broke some bones and had some internal bleeding which the doctors couldn't stop so she died relatively quickly. We had visited Margie in Salem after our trip to see several plays in Ashland with the Willamette University Alumni. Margie did not seem very lively but she hasn't been lively for a couple of years now and she was really looking forward to moving to her new home at the beach.

I have fond memories of Margie and consider her my mentor in CSI. The best way to show what I mean is by quoting from the Forward written by Margie Largent for the book One Woman's Unique Architectural Journey; the Life and Times of Mary Alice Hutchins

A couple of years ago, I contacted Perky Kilbourn about nominating Mary Alice Hutchins for Fellowship in CSI. After we successfully accomplished that, we started preparing a nomination for Fellowship in AIA.

As I unearthed more and more information on Mary Alice's remarkable life, I realized we had more than just two fellowship applications. We had a book on our hands, just waiting to be written. . .

One of the stories Margie told (which helped me realize that I was not alone in being discriminated against) was on page 34 of One Woman's Unique Architectural Journey under the title of **Unpleasant Facts**. In this story Margie explains her experience getting to be a registered architect in the State of Oregon. The conclusion was

They chose to pass a man who didn't earn his grade, and fail a woman who had. Gaining acceptance in another state seemed to be the only way to go. Margie Largent earned the highest score out of 350 who took the planning portion of the Washington exam, and was the fourth highest in the architectural design portion. . .

A good summary of her career is contained in Matriarchs - Pioneering Women Architects of Oregon.

The highlights of her Portland Chapter CSI involvement are that she was President in 1976 and again in 1986. She was CSI Region Conference Chair in 1977 when the Region Conference was held at Timberline Lodge. She was Editor of The Predicator in 1978 and 1983 and talked Ken Searl into writing his column BS by KS (Basic Specs by Ken Searl) which Ken did for many years. Most recently, she

received the Portland Chapter CSI Environmental Stewardship Award as well as numerous CSI Service Awards. In addition, she has been honored by the Lake Oswego City Hall Advisory Committee, Downtown Redevelopment Screening Committee, and Building Board of Appeals. The Environmentally Sensitive House Margie designed for her parents was nominated to be on the National Register of Historic Places.

In conclusion, Margie was quite a woman, and I feel fortunate to have been able to call her my friend.



THE CONTACTS

PORTLAND OFFICERS & DIRECTORS

President

Doug Allen, CSI, CDT360-921-5583
ASSA ABLOY Door Security Solutions Pacific NW

President Elect

Russ Pitkin, CSI, AIA.....503-245-7100
Ankrom Moisan Associated Architects

Immediate Past President

Dennet Latham, RA, CSI, CCS.....503-872-4539
CH2M Hill

Secretary

Erica Bitterman-Ryon, CSI.....360-567-2910
Precision Images

Treasurer

Kaye Kloster, CSI.....503-227-3424
Ford Graphics

Executive Director

Jane Phifer, CSI.....503-805-2500
CSI Office - P.O. Box 5116, Salem, OR 97304

Director, Professional 2004-2008

Corey Morris, CSI,503-224-4848
Clark/Kjos

Director, Professional 2006-2008

Skip Brown, CSI, CCS.....503-827-0505
WPH Architecture

Director, Industry 2006-2007

Bud Henson, CSI,360-600-0804
Window Tech

Directory, Industry 2006-2008

Mark Reeves, CSI503-283-8822
Hanset Stainless

Director, Professional 2006-2007

Fred Herbold, CSI, CCS..... 503-445-7389
SERA Architects

Director, Industry 2006-2007

Steven Gray, CSI, CDT503-233-6016
Rodda Paint

COMMITTEE LEADERS

Awards

Denise Carpenter, CSI..... 503-720-3005

Certification

Christine Steel, CSI, CCS503-944-7367
 Amy Hjelte, CSI, CCS503-221-1121

Editor

Jane Phifer, CSI.....503-805-2500

Education

Steven Gray, CSI, CDT.....360-233-6016

Continuing Education

Skip Brown, CSI, CCS.....503-827-0505

Golf Tournament

Erica Bitterman- Ryon, CSI..... 360-567-2910

Library

Perky Kilbourn, PhD, CSI.....503-244-1778

Membership - Co-Chairs

Lee Kilbourn, FCSI, CCS, FAIA.....503-417-4400
 Pat Murphy, CSI, CDT.....503-240-3955

Orientation

Jane Phifer, CSI503-805-2500

Products & Services Fair - Co-Chairs

Ed Macsisak, CSI,503-924-4106
 Co-chair vacant

Programs

Kaye Kloster, CSI503-227-3424

Publicity

Jane Phifer, CSI.....503-805-2500

Specifiers Share Group & Technical

Fred Herbold, CSI, CCS.....503-445-7389
 Co-chair vacant

Student Affiliate

Rudy Barton.....503-725-3339

Webmaster

Corey Morris, CSI503-224-4848

Portland Website
www.portlandcsi.org

INSTITUTE DIRECTORS

2007-2008

Loren Berry, CSI, CDT, AIA

Berry Architects, PC
 Ph: 541-485-3402 Fax: 541-485-3402
 Email: lberry@berryarch.com
 460 E 2nd Ave.
 Eugene, OR 97401

2007-2009

Bob Simmons, BS, CSI, CCPR

RW Simmons & Associates
 Ph: 253-946-2436
 arobertsimmons@cs.com
 1315 S. 289th Place
 Federal Way, WA 98003

Region Website
www.csinwr.com

REGION COMMITTEES

Academic Liaison

Kit Burns, CSI, CCS, CCCA.....253-627-5599

Awards

Christine Irwin, CSI, CDT.....503-650-0148

Certification

John Jeffcott, CSI, CDT, AIA.....206-890-4189

Education

Rick Heiserman, FCSI, CCCA, AIA..503-245-7100

Electronic Communications

Rand New, CSI, CDT.....541-688-5594

Membership

Cherie McNabb, CSI, CDT.....360-281-1918

Planning

Jerry Litwin, CSI,253-584-5207

Publications

Bob Kenworthy, FCSI, CCS, CCCA..253-931-4826

Technical

vacant

Treasurer & Secretary

Marc Chavez, RA,CSI, CCS206-521-3492

NORTHWEST REGION CHAPTER MEETINGS

Cook Inlet, Anchorage, AK (Third Tuesday)

Mark Hughes, CSI.....907-267-5163

Puget Sound, Seattle, WA (Second Tuesday)

Andrew Estep, CSI.....206-382-3393

Mt. Rainier, Tacoma, WA (First Thursday)

Bob Kenworthy, FCSI, CCS, CCCA..253-931-4904
 Dennis Kabba, CSI, CDT 253-627-5599

Spokane, WA (Second Thursday)

Thoms Gerard, PE, CSI, LEED-AP. 509- 328-2771

Portland, OR (Second Tuesday)

Jane Phifer, CSI.....503-805-2500

Capital, Salem, OR (Third Thursday)

Chris Veit, CSI, CCS.....503-390-0291

Willamette Valley, Eugene, OR (Last Thursday)

Melanie Wittkop-Fort, CSI541-485-0922

Idaho, Boise, ID (First Tuesday)

Karen Morris, CSI208-343-3620

Big Sky, MT

Jan O'Brien, CSI.....406-245-6363

September 2007

Sun	Mon	Tue	Wed	Thu	Fri	Sat
						1
2	3	4	5	6	7	8
9	10	11	12	13	14	15
16	17	18	19	20	21	22
23	24	25	26	27	28	29
30						

9/4

CSI Board Meeting, *Noon, CH2M Hill Office*

9/11

CSI Chapter Meeting - Rodda Paint Factory Tour

9/13

CSI Specifiers Share Group Meeting, *Noon, ZGF*

9/24

CSI Membership, noon Macadam's Bar & Grill

9/25

Program Meeting, *7:30 am, Nancy's Kitchen—16th & Glisan*

9/27

CSI Specifiers Share Group Meeting, *Noon, ZGF*

October 2007

Sun	Mon	Tue	Wed	Thu	Fri	Sat
	1	2	3	4	5	6
7	8	9	10	11	12	13
14	15	16	17	18	19	20
21	22	23	24	25	26	27
28	29	30	31			

10/2

CSI Board Meeting, *Noon, CH2M Hill Office*

10/9

CSI Chapter Meeting - BIM Presentation, Bridgeport Brewery

10/11

CSI Specifiers Share Group Meeting, *Noon, ZGF*

10/22

CSI Membership, noon Macadam's Bar & Grill

10/25

CSI Specifiers Share Group Meeting, *Noon, ZGF*

10/30

Program Meeting, *7:30 am, Nancy's Kitchen—16th & Glisan*

November 2007

Sun	Mon	Tue	Wed	Thu	Fri	Sat
				1	2	3
4	5	6	7	8	9	10
11	12	13	14	15	16	17
18	19	20	21	22	23	24
25	26	27	28	29	30	

11/6

CSI Board Meeting, *Noon, AIA Office*

11/8

CSI Specifiers Share Group Meeting, *Noon, ZGF*

11/13

CSI Chapter Meeting - Central Eastside Industrial Council

11/19

CSI Membership, noon Macadam's Bar & Grill

11/22

HAPPY THANKSGIVING

11/27

Program Meeting, *7:30 am, Nancy's Kitchen—16th & Glisan*

11/29

CSI Specifiers Share Group Meeting, *Noon, ZGF*

PORTLAND AIA IS MOVING SEE BELOW

we're moving, but we aren't going anywhere!



here today.
here tomorrow.
here november 1.

current fourth avenue space closes after august 29 (services will continue to be provided via web, phone, email)

aia's temporary location: chessir architecture - 415 nw 11th avenue - beginning september 10

aia center for architecture opens thursday, november 1. 403 nw 11th avenue, portland oregon, 97209

www.aiaportland.org . t: 503.223.8757 . f: 503.220.0254 . aiapdx@aiaportland.org



Knowledge for Creating
and Sustaining
the Built Environment



Volume 47, Issue # 2

October 2007

Portland Chapter - The Construction Specifications Institute

C.S.I. Portland Chapter
Phone: (503) 805-2500
Fax: (503) 587-0337
P.O. Box 5116
Salem, OR 97304
E-Mail:
jane@portlandcsi.org
Web site Portland Chapter:
www.portlandcsi.org
Web site Institute:

www.csinet.org

Table of Contents:

Oct Chapter Meeting	1
President's Message	2
What Do You Say	3
Perky's Notes	4
	5
Contacts	7
Calendar	8

**Building Information Modeling (BIM) in the Real World
October 9, 2007**

Many firms in the design and construction industry are using 3D modeling software to create renderings and models for projects. Not all of us are able to visualize an image from a 2D drawing on paper so these 3D images serve as an impressive communication tool during the design and construction phases. As the use of 3D software (there are many software packages available) has grown and the expertise of the designers increases 3D modeling moves closer to Building Information Modeling (BIM). The 3D files can and do contain more and more information – some of which has traditionally been published in the specification.

Portland's CSI chapter has assembled a panel of BIM experts to discuss and describe the use of 3D modeling and BIM (there is a difference) and the future of BIM.

Panel participants:

- Gordon Price, SERA Architects and ReVit User Group chair*
- James E. Brady, P.E, Apollo Construction Services, Oregon Division Manager*
- Greg Smith, Skanska USA Building, Inc., CAD/Modeling Manager*
- Skip Brown, WPH Architecture, Architect (moderator)*

Even the planning sessions for this meeting were lively! You won't want to miss this CSI event!

New meeting location

**October 9, 2007
Bridgeport Brewery
1313 NW Marshall**

Social at 5:30 PM - Dinner and Program 6:30

**Cost: \$30.00 per person with pre-paid reservations by October 4, 2007
Sponsor a table for 8 for just \$230
Assure your spot for this special event!
Late reservations – and walk-ins (as available): \$40.00 per person**

Register at: www.portlandcsi.org

Questions or problems registering contact Jane Phifer : 503-805-2500 or jane@portlandcsi.org.



Knowledge for Creating
and Sustaining
the Built Environment



Volume 47, Issue # 2

October/November 2007

Portland Chapter - The Construction Specifications Institute

**RiverEast Center Tour and Discussion
November 13, 2007**

**Tour at 4:30 PM – RiverEast Center (1515 SE Water Ave Portland)
Dinner at 6:30 PM – NuMark Office Interiors (307 SE Hawthorne, Portland)**

C.S.I. Portland Chapter
Phone: (503) 805-2500
Fax: (503) 587-0337
P.O. Box 5116
Salem, OR 97304
E-Mail:
jane@portlandcsi.org
Web site Portland Chapter:
www.portlandcsi.org
Web site Institute:

www.csinet.org

Table of Contents:

Nov Chapter Meeting	1
What Do You Say	2
October Meeting Recap	4
Contacts	6
Calendar	7

*Thank you to our
November sponsors:*

**Howard S Wright
Construction**



Join CSI colleagues and guests as we tour the RiverEast Center, located near OMSI and the Vera Katz Eastbank Esplanade. Built in 1951, the Holman Transfer Building (now the RiverEast Center) originally served as a product distribution hub for several large companies. Now the building is home to anchor tenants Group Mackenzie and

Coaxis as well as other retail and non-profit organizations. This exceptional example of urban renewal combines visions of the central eastside community with the sustainable design goals of the design professionals responsible for the renovation. Jeff Reaves, President of Group Mackenzie will kick off the tour and welcome the group with an overview of the project.

On the tour, representatives from Group Mackenzie, Howard S. Wright Construction, and GreenWorks will take us through some of the challenges and achievements of the new RiverEast Center. Objectives of this warehouse transformation included retaining the industrial nature of the existing structure and integrating the design into the surrounding area. Designers also focused on maximizing energy efficiency, minimizing waste and increasing environmental quality. The RiverEast Center was awarded LEED Gold Certification.

Following the tour, enjoy dinner at the NuMark Office Interiors showroom. Tim Holmes, President of the Central Eastside Industrial Council, will discuss the history of the area, the Council's goals, achievements and challenges, and how the central eastside is changing.

Jay Haladay, Owner and CEO of Coaxis, Inc will be discussing the decision to relocate to the Central Eastside from an Owner's perspective. He will touch on the advantages of the location from an accessibility and recruitment standpoint as well as working with the PDC. Peter Alto, project architect for the RiverEast Center renovation, will finish the evening with a discussion about the intensive coordination necessary for this type of complex renovation project.

Cost:


\$30.00 per person with pre-paid reservations by November 8, 2007
Pre-Registration Non-CSI Member Fee \$40.00
Late reservations – and walk-ins (as available): \$40.00 per person
Table for 8 is \$230

Assure your spot for this special event! – Limit of 80 People

Register at: www.portlandcsi.org

Questions or problems contact Jane Phifer 503-805-2500 or jane@portlandcsi.org

By: Fred Herbold, CSI, CCS



Laminated Glass

This month we continue with the second article about glass. It is a review of information presented to the Share Group by Bill Coady, CSI CCPR, representative for Guardian Industries. Bill presented two seminars: “The Evolution of Glass & High Performance Coatings” and “Laminated Glass.”

tion of Glass & High Performance Coatings” and “Laminated Glass.”

Laminated Glass Manufacturing

Laminated glass consists of two or more plies of glass bonded together with an interlayer material. For most architectural laminated glass there are two types of interlayer material. One is a solid sheet, the other is a liquid.

Polyvinyl Butyral or PVB is a plastic sheet that is sandwiched between sheets of glass. The glass is cut, washed and dried; the sheets are assembled and air is removed from between them; they are heated and compressed in an autoclave at 290 degrees F and 180 psi for 4 hours.

PVB sheet is available in thicknesses from 15 mils to 90 mils. 30 mils thickness is a good master specification because the resulting laminated glass complies with CPSC 16 CFR 1201 Category II, whereas laminated glass with 15 mils interlayer only meets Category I.

PVB is also available in many transparent colors and a variety of patterns and printed images. Different sheet of PVB can be combined to create different effects.

The second most common interlayer is cured resin. The resin is poured or pumped into the space between the glass. It is then cured by UV or heat. This process has the advantage of not requiring the expensive autoclave. It is also used for laminating curved glass and patterned glass.

Other interlayer materials are polycarbonate and acrylic which are commonly used for bullet resistance or blast resistance. Laminated glass can also be reinforced by inserting a polyethylene terephthalate film between layers of interlayer material.

Advantages and Uses of Laminated Glass

Laminated glass should be considered as a part of the solution to glazing related issues:

- Life Safety,
- Solar Control,
- Acoustical Control,
- Aesthetics.

Safety Glazing for Hazardous Locations

Most hazardous locations for glass are defined in building codes. They include glass in doors, glass adjacent to doors, and glass in locations where a person might mistakenly walk into it.

There are two standards for safety glazing: ANSI Z97.1 and CPSC 16 CFR 1201. The second includes two categories; Category I and Category II. This specifier recommends specifications that require compliance with both ANSI and CPSC Category II standards. Category II will cover all sizes of openings. ANSI Z97.1 will require labeling, which the CPSC standard does not.

As stated above, laminated glass consisting of two plies of 3 mm (or 2.7 mm) glass and 30 mils of PVB will meet Category II requirements.

Safety glazing requirements are also satisfied by tempered glass (see last month’s article).

Bullets, Blasts, Burglars and Missiles

Security glazing is resistant to the impact from specific sources. Small, speedy objects like bullets require a different analysis and solution than do burglars. The following is a summary of references and some examples.

Ballistic glazing or bullet-resistant laminated glass uses glass to flatten the bullet and the interlayer provides flexibility and absorbs energy. UL 752 is commonly used to specify the performance or ballistic glazing. UL 752 describes 4 Levels of resistance:

- Level 1 – Medium power small arms
- Level 2 – High power small arms
- Level 3 – Super power small arms (Dirty Harry)
- Level 4 – High power rifle.

Bullet-resistant laminated glass can be made from several different materials and in different configurations. The thickness can vary from Level 1 just over an inch thick to Level 4 over 2 inches thick. As with any security glazing solution, the glass is only one of several components that must be considered. We must consider the glazing method, frame and anchorage also.

Blast-Resistant glass is an important component of blast-resistant window and wall design. 75% of injuries in past bombings have been from flying glass. Laminated glass will most assuredly be incorporated in blast-resistant design because it holds glass together, preventing injury due to flying glass shards. In some designs, the inboard-most layer is required to be plastic to assure the integrity of the glazing.

GSA has a performance matrix that rates the hazard from window glass fragments. Performance Criteria are numbers 1, 2,

(continued on page 3)

What Do You Say (continued from page 2)

3a, 3b, 4, and 5. Criteria 1 means Safe – No Breakage. Criteria 5 means Low Protection – High Hazard. GSA establishes the performance criteria for the design of its facilities.

Owners of buildings adjacent to potential bomb targets should evaluate the potential hazard to their occupants. At the Oklahoma City bombing of 1995 glass breakage occurred miles away from the target.

Forced-Entry resistance is measured in Performance Grades by ASTM F 588. Grade 10 is the lowest. Up through Grade 40 is recommended for attacks by unskilled or opportunistic burglars.

Resistance to forced entry can be adjusted by glass thickness, heat treating and laminating.

Laminated glass composed of 3 mm glass plies and 60 mils PVB provide significant improvement in resistance to attack from a variety of hand weapons. Laminated glass cannot be cut from one side with glass cutters. An important consideration is, as the interlayer thickness increases, impact resistance is increased.

Missile Impact resistance has become an issue as a result of hurricane design and testing. Test methods are ASTM E 1886 and E 1996. A schedule of resistance to missiles is used:

Level A – 2 gram steel ball at 130 feet per second
Level B – 2 pound lumber at 50 feet per second
Level C – 4.5 pound lumber at 40 feet per second
Level D – 9 pound lumber at 50 feet per second
Level E – 9 pound lumber at 80 feet per second.

As an example, laminated glass with 60 mils PVB interlayer will resist small missile impact. Plastic interlayer is needed because the test requires the glass to stay in place after impact and resist cyclical wind loading (as in an actual storm). Heat strengthened glass is required for commercial applications (Dade County, we assume). Two items to remember in storm resistant design: assure glass is designed for wind load; glazing method and design are important.

Seismic or earthquake-resistant design deserves some consideration at this point. During a seismic event glass may break or it may be dislodged. The use of laminated glass can assure that occupants adjacent to glazing will not be injured by flying glass. This can be a consideration in school design.

Solar Control and Aesthetics

A more lengthy discussion of solar control will be in

next month's article on IGUs. Since we are concentrating on laminated glass, it is important to note that the PVB interlayer blocks 99% of UV radiation. Even the most selective coatings for vision glass allow some UV transmission. Where UV protection is critical in vision glass, laminated glass should be considered.

Color of the interlayer and printed pattern on the interlayer can play an important role in controlling solar radiation and daylight. The range of colors for PVB are far greater than those of tinted glass; and the colors can vary in intensity.

Acoustical Control

An often forgotten fact: the interlayer of laminated glass is effective at reducing sound transmission through glass. In addition a special acoustical PVB interlayer is available; it improves sound control even more. A typical sound transmission coefficient for 1/4-inch thick laminated glass with acoustical PVB interlayer is STC 35. A typical STC for 1-inch IGU with one lite of laminated glass is STC 39.

Specification Standards

Laminated glass is made with Flat Glass, ASTM C 1036.

It may be made with Heat Treated Flat Glass, ASTM C 1048, Kind HS or even Kind FT. (see last month's article)

Standards for laminated glass are established in **ASTM C 1172**, Specification for Laminated Architectural Flat Glass. It should be specified as a requirement for laminated glass.

Method for Selecting Glass (Reprinted for your use)

- Determine Life Safety Requirements:
Safety glazing for hazardous location,
Fire rating,
Blast resistance,
Bullet resistance (ballistic).
- Determine Energy Requirements (Gain vs. Loss):
Insulating value or U-value,
Solar heat gain.
- Address Load Conditions:
Wind,
Thermal,
Impact

(continued on page 5)

OCTOBER MEETING RECAP

BIM IN THE REAL WORLD"

The Moderator is David R (Skip) Brown III, CSI, AIA, CCS, NCARB. Skip has over 25 years experience as an Architect. He received a Bachelor of Architecture from the University of Oregon. He is a registered Architect in Oregon and Nevada, and NCARB Certified. His skillset includes computer-aided design (CAD), construction document development, specifications writing and review, coordination of contract documents and contract administration. Skip has experience in multiple institutional, industrial, residential, educational, and commercial projects. He has worked with most every major Architectural firm in the Portland area. If you ask him what his most memorable project was, he will quickly say "living and working in Israel for 18 months on a microelectronics design/build project."

Skip began with a little history. At a Specifiers' Share group presentation two months ago, there was a discussion of the difficulties and possible astronomical costs that might be inflicted on the design professional due to a steel subcontractors authorized use of the project electronic "BIM" model for development of shop drawings. I sent a rather "warm" email expressing my concern to our Specifiers' Share Group members in response to that presentation. A few weeks after that email, Kaye got Fred, Dennet, and me together to discuss the possibilities for a "BIM" Chapter program ... naturally when I protested too much I was "nominated" (by Kaye) to moderate this event.

In 1985, I and one other person were assigned the task of developing electronic construction documents for interior tenant spaces of the US Forest Service and Corps of Engineers in the Mark O Hatfield building which is a 10 story full block building at Second and Oak Streets. The design/construction documents for the envelope of the building were of traditional paper design and output. We were working with AutoCAD release 8 on a 286 (I think) DOS machine, developing the tenant drawings. When we pressed "regen" we went for a cup of coffee.

Eight years ago the electronic documentation process allowed me to produce door schedules from a one way extraction of intelligent object information (door numbers) in drawings. And just last month that same capability in AutoCAD ADT, at my present firm, became a "baligon" mess when I reviewed Construction Documents to be issued for bid. (In Hebrew baligon essentially means a "traffic jam"!) The CAD operator had decided to label each of the 300+ doors by type rather than by room number.

My experiences in the electronic production of contract documents have instilled in me a greater respect for the person operating the software ... than I have for the software! So, my expectations, my views of BIM are not quite as confident or in complete concert

with others in terms of practical application.

We have very experienced people here tonight, and after having lively discussions in preparation for tonight's event ... we are here to share with you what we believe is the state of "BIM in the Real World."

Skip introduced Gordon Price, BIM Manager SERA Architects, and Revit User Group chair:

Gordon has 12 years of experience in the Architecture field, as a Job Captain, a CAD Manager and now a BIM Manager. He has worked in a variety of firms, including Arthur Dyson and Associates, David Baker & Associates, Thomas Hacker and Associates, and now SERA Architects, who is the first 100% Revit firm in the Portland area. He is a past presenter at Autodesk University.

Gordon advised that BIM has a different definition depending on who is using it. With BIM on an Architecture Project you can make a 'rough' model early and develop it into working drawings. With BIM programs, an architect can cut a section thru the model at will. Schedules are dynamic. There is a lot of sharing of information among the various subconsultants during the design effort. Using BIM, you can do more work, but you need to be sure you are doing the right work.

Skip then introduced James E. Brady, PE, Apollo Construction Services, Oregon Division Manager:

Jim is a registered mechanical engineer in the states of Oregon and California. Jim began his career in Navy propulsion system design and operation over 20 years ago. He has spent the last 17 years as a mechanical contractor, working on a variety of industrial, commercial and institutional projects. Projects experiences range from semiconductor fabrication facilities, central plants, food-processing and chemical plants.

Having been through the industry's transition from hand drawing coordination and fabrication drawings to drawing with CAD software, Jim views 3D coordination and BIM opportunities as revolutionary. Jim's current firm has been actively utilizing 3D coordination and providing Lead CAD Management services for 7 years now. Jim enjoys projects that encourage strong architect/engineer/contractor design and preconstruction involvement and believes that it is the most influential key to a successful outcome.

Jim advised that BIM has a lot of different definitions but literally stands for Building Information Model. As a Mechanical Contractor he uses BIM as a tool for land use planning etc. Everyone is not on the same page yet, with BIM being a weak link. An architectural firm needs to go through the process of using BIM to understand how BIM should work. Those who understand the process will then lead the top management through the process. Because BIM can create three dimensional models the Architect is

What Do You Say (continued from page 3)

- Exterior Aesthetics and Maintenance:
Color,
Reflectance vs. transparency,
Maintenance and repair.
- Interior Environment Concerns:
Day lighting and glare,
UV protection,
Reflectance,
View,
Sound transmittance.
- Determine Cost and Time Constraints.

Next Month

We will continue with Insulating Glass Units - IGUs.

OCTOBER MTG RECAP Continued from page 4

better able to coordinate the construction and to resolve conflicts. BIM draws model to scale so the building (model) looks like what it will look like after it is built.

Finally Skip introduced Greg Smith, Skanska USA Building, Inc., CAD/Modeling Manager:

Greg brings 20 years experience developed at an Executive level leadership position providing engineering technical services to the Architectural, Engineering, and Construction industry while managing and developing sales and marketing strategies to facilitate the success of the services. Greg also served as an educator and adjunct Professor in developing architectural and engineering drafting/design curriculum, instruction in various software applications including AutoCAD, Microsoft Office, Windows, and DOS in support of Fort Vancouver High School, Mount Hood Community College, and Washington State University. Greg has a B.S. Degree from Portland State University, with a Major in General Management. Greg also has a State of Washington vocational education certification.

Greg explained that Skanska was recently named the #1 green builder in the US. They are developers and do both "Design Build" and "Classic Construction" (design, bid and construct) – Developer in Europe, Design/Build on East Coast, Classic on the West Coast. They Work with BIM " in total " - viewing the process like an iceberg – the 3D model is just the tip, the 20% above the water. We look at the entire process including the 80% below the water you can't see – 4D scheduling, 5D cost, logistics, sequencing, energy analysis.

There are three aspects of learning: first, if you: tell me (I will forget), second: show me and I will remember and third: Involve me, I understand. Getting everyone involved in the project – up front – is key to BIM success. Just a few of the ways Skanska uses BIM: 1) constructability analysis – like clash detection, 2) Estimating – allowing for faster and more accurate quantity take-offs allowing for more time to spend estimating and looking at "what if:" scenarios, 3)

OCTOBER MTG RECAP (CONTINUED)

Productivity gains – scheduling and sequencing work to optimize the schedule, 4) Innovation – "chunking" or manufacturing offsite rather than constructing onsite (like a headwall of a hospital room), or attaching RFID (radio frequency identification) tags to components like precast concrete panels (model can be updated quickly and shows, with color, what has been installed, what needs to be installed).

Question and Answer period followed:

First question was: - *who is responsible for what?* BIM is risk avoidance versus management (of risk) problem. BIM is a tool - a relationship to complexity of project. BIM lends well to projects which are collaborative in nature, but it can be used in several different ways. Models can be used to estimate quantities but you need to have confidence in the model. When projects are done in tandem – like estimates for the cost of structural steel, it was found that when a traditional quantity take-off was compared with a BIM estimate, they were found to be within 1% of each other. We do a lot of checking of results to be sure they make sense and are accurate. BIM staff works by system (not individual item) BIM will do well at making better professionals – as people are forced to make decisions up front. Need better answers for contractor.

Once the owner gets BIM - it will make turning over the facilities to a manager easier. *How is BIM useful to owner?* Whether BIM is useful to owner depends on architect and owner. On remodels the BIM helps because there is no question of what happened (during construction – BIM updates documents to show how the project was built) and helps manage the building later. A lot of different software packages are available and it depends on what the contractor owner wants - working drawings or manufacturing drawings or fabricating drawings – or getting vendor information which fits in BIM. The person operating the software has to be smarter than usual. In BIM you can get more information about a specific problem.

There was a question about authorship of the model - the problem is there are several models – everyone needs to know who is going to do what. A BIM can also be an evolution of "as built" drawing during the construction phase - Ideally you would hire someone to track BIM, a LCM (Lead CAD Manager). If it can prove there is money to be made for everyone then there will be more cooperation – with most examples have been involved with finding out the best way to build buildings better.

BIM not really going to work until there is more cooperation - then insurance contracts will demand it. *The question is how do we start working together?* Design Construction documents show intent of the project – construct according to shop drawings and don't accept less change the design – only confirm the design with methods of construction.

We all need to have a common language that will help move us forward in BIM. People talk back and forth and solve problems - definitions are not private information which are not shared.

5 A great program - plan on attending next time.

THE CONTACTS

PORTLAND OFFICERS & DIRECTORS

President

Doug Allen, CSI, CDT360-921-5583
ASSA ABLOY Door Security Solutions Pacific NW

President Elect

Russ Pitkin, CSI, AIA503-245-7100
Ankrom Moisan Associated Architects

Immediate Past President

Dennet Latham, RA, CSI, CCS503-872-4539
CH2M Hill

Secretary

Erica Bitterman-Ryon, CSI360-567-2910
Precision Images

Treasurer

Kaye Kloster, CSI503-227-3424
Ford Graphics

Executive Director

Jane Phifer, CSI503-805-2500
CSI Office - P.O. Box 5116, Salem, OR 97304

Director, Professional 2004-2008

Corey Morris, CSI,503-224-4848
Clark/Kjos

Director, Professional 2006-2008

Skip Brown, CSI, CCS503-827-0505
WPH Architecture

Director, Industry 2006-2007

Bud Henson, CSI,360-600-0804
Window Tech

Directory, Industry 2006-2008

Mark Reeves, CSI503-283-8822
Hanset Stainless

Director, Professional 2006-2007

Fred Herbold, CSI, CCS503-445-7389
SERA Architects

Director, Industry 2006-2007

Steven Gray, CSI, CDT503-233-6016
Rodda Paint

COMMITTEE LEADERS

Awards

Denise Carpenter, CSI503-720-3005

Certification

Christine Steel, CSI, CCS503-944-7367
 Amy Hjelte, CSI, CCS503-221-1121

Editor

Jane Phifer, CSI503-805-2500

Education

Steven Gray, CSI, CDT360-233-6016

Continuing Education

Skip Brown, CSI, CCS503-827-0505

Golf Tournament

Erica Bitterman- Ryon, CSI360-567-2910

Library

Perky Kilbourn, PhD, CSI503-244-1778

Membership - Co-Chairs

Lee Kilbourn, FCSI, CCS, FAIA503-417-4400
 Pat Murphy, CSI, CDT503-240-3955

Orientation

Jane Phifer, CSI503-805-2500

Products & Services Fair - Co-Chairs

Ed Macsisak, CSI,503-924-4106
 Co-chair vacant

Programs

Kaye Kloster, CSI503-227-3424

Publicity

Jane Phifer, CSI503-805-2500

Specifiers Share Group & Technical

Fred Herbold, CSI, CCS503-445-7389
 Co-chair vacant

Student Affiliate

Rudy Barton503-725-3339

Webmaster

Corey Morris, CSI503-224-4848

Portland Website
www.portlandcsi.org

INSTITUTE DIRECTORS

2007-2008

Loren Berry, CSI, CDT, AIA

Berry Architects, PC
 Ph: 541-485-3402 Fax: 541-485-3402
 Email: lberry@berryarch.com
 460 E 2nd Ave.
 Eugene, OR 97401

2007-2009

Bob Simmons, BS, CSI, CCPR

RW Simmons & Associates
 Ph: 253-946-2436
 arobertsimsimmons@cs.com
 1315 S. 289th Place
 Federal Way, WA 98003

Region Website
www.csinwr.com

REGION COMMITTEES

Academic Liaison

Kit Burns, CSI, CCS, CCCA253-627-5599

Awards

Christine Irwin, CSI, CDT503-650-0148

Certification

John Jeffcott, CSI, CDT, AIA206-890-4189

Education

Rick Heiserman, FCSI, CCCA, AIA503-245-7100

Electronic Communications

Rand New, CSI, CDT541-688-5594

Membership

Cherie McNabb, CSI, CDT360-281-1918

Planning

Jerry Litwin, CSI,253-584-5207

Publications

Bob Kenworthy, FCSI, CCS, CCCA253-931-4826

Technical

vacant

Treasurer & Secretary

Marc Chavez, RA, CSI, CCS206-521-3492

NORTHWEST REGION CHAPTER MEETINGS

Cook Inlet, Anchorage, AK (Third Tuesday)

Mark Hughes, CSI907-267-5163

Puget Sound, Seattle, WA (Second Tuesday)

Andrew Estep, CSI206-382-3393

Mt. Rainier, Tacoma, WA (First Thursday)

Bob Kenworthy, FCSI, CCS, CCCA253-931-4904
 Dennis Kabba, CSI, CDT253-627-5599

Spokane, WA (Second Thursday)

Thoms Gerard, PE, CSI, LEED-AP. 509-328-2771

Portland, OR (Second Tuesday)

Jane Phifer, CSI503-805-2500

Capital, Salem, OR (Third Thursday)

Chris Veit, CSI, CCS503-390-0291

Willamette Valley, Eugene, OR (Last Thursday)

Melanie Wittkop-Fort, CSI541-485-0922

Idaho, Boise, ID (First Tuesday)

Karen Morris, CSI208-343-3620

Big Sky, MT

Jan O'Brien, CSI406-245-6363

November 2007

Sun	Mon	Tue	Wed	Thu	Fri	Sat
				1	2	3
4	5	6	7	8	9	10
11	12	13	14	15	16	17
18	19	20	21	22	23	24
25	26	27	28	29	30	

- 11/6 CSI Board Meeting, *Noon, SERA Architects*
 11/8 CSI Specifiers Share Group Meeting, *Noon, ZGF*
11/13 CSI Chapter Meeting - Central Eastside Industrial Council
 11/19 CSI Membership, noon Macadam's Bar & Grill
 11/22 HAPPY THANKSGIVING
 11/27 Program Meeting, *7:30 am, Nancy's Kitchen—16th & Glisan*
 11/29 CSI Specifiers Share Group Meeting, *Noon, ZGF*

December 2007

Sun	Mon	Tue	Wed	Thu	Fri	Sat
						1
2	3	4	5	6	7	8
9	10	11	12	13	14	15
16	17	18	19	20	21	22
23	24	25	26	27	28	29
30	31					

- 12/4 CSI Board Meeting, *Noon,*
12/11 CSI Chapter Meeting - Ten thousand villages
 12/13 CSI Specifiers Share Group Meeting, *Noon, ZGF*
 12/17 CSI Membership, noon Macadam's Bar & Grill
 12/18 CSI Program Meeting, *7:30 am, Nancy's Kitchen—16th & Glisan*
12/25 MERRY CHRISTMAS
 12/27 CSI Specifiers Share Group Meeting, *Noon, ZGF*

January 2008

Sun	Mon	Tue	Wed	Thu	Fri	Sat
		1	2	3	4	5
6	7	8	9	10	11	12
13	14	15	16	17	18	19
20	21	22	23	24	25	26
27	28	29	30	31		

- 1/8 CSI Board Meeting, *Noon,*
1/8 CSI Chapter Meeting -
 1/10 CSI Specifiers Share Group Meeting, *Noon, ZGF*
 1/21 CSI Membership, noon Macadam's Bar & Grill
 1/24 CSI Specifiers Share Group Meeting, *Noon, ZGF*
 1/29 Program Meeting, *7:30 am, Nancy's Kitchen—16th & Glisan*

PERKY'S NOTE ABOUT THE SEPTEMBER TOUR: Portland Chapter CSI had a very nutritious and interesting meeting in September. I didn't feel like taking the tour. Somebody who took the tour should be able to write a story about the tour for The Predicator. I will buy the dinner of the person who writes an article (story) about the tour after the article appears in the next issue of The Predicator. Thank you. Perky



The P r e d i c a t o r

Knowledge for Creating
and Sustaining
the Built Environment

Volume 47, Issue # 3

December 2007

Portland Chapter - The Construction Specifications Institute

C.S.I. Portland Chapter
Phone: (503) 805-2500
Fax: (503) 587-0337
P.O. Box 5116
Salem, OR 97304

E-Mail:
jane@portlandcsi.org

Web site Portland Chapter:
www.portlandcsi.org

Web site Institute:
www.csinet.org



Table of Contents:

Dec Chapter Meeting	1
What Do You Say	2
Perky's Notes	4
CDT Study Classes	5
November Meeting Recap	6
Contacts	7
Calendar	8

TEN THOUSAND VILLAGES

Tuesday, December 11, 2007

5:30 to 8:00 PM



TEN THOUSAND VILLAGES®



Ten Thousand Villages
914 NW Everett St.
Portland, OR 97209

Street car access is easy as well as parking along the park blocks.

The Portland Chapter of CSI is hosting a holiday get together at the Ten Thousand Villages store on 9th and Everett, Tuesday, December 11th. Many of our members have expressed a desire to have more of a social event in December instead of a meeting.

The CSI Board and Program Committee hope you will take some time that evening for some shopping, appetizers and beverages in this unique store that provides vital, fair income to Third World people by marketing their handicrafts and telling their stories in North America. Your purchases help provide dignity, sustainability, education and hope for villages in more than 30 countries around the world.

Read more about Ten Thousand Villages at
www.tenthousandvillages.com

Cost:

\$30.00 per person with pre-paid reservations by December 7, 2007

Non-CSI Member Fee \$40.00


Late reservations – and walk-ins (as available): \$40.00 per person

Register at: www.portlandcsi.org

Questions or problems contact Jane Phifer 503-805-2500 or jane@portlandcsi.org

WHAT DO YOU SAY? .. News and views from the Specifiers Share Group

By: Fred Herbold, CSI, CCS



Insulating Glass Units - IGU

This month is the last in series about glass. The information is based in large part on Bill Coady, CSI presentations to the Portland Chapter CSI Share Group. We'll examine how IGUs can solve

various problems while transmitting daylight light.

Let's start with the recent history of glass relative to IGUs. Remember that people have been making glass for over 4,000 years and have probably been using glass architecturally for more than 1,400 years. IGUs have been around for less than 100 years.

History

1930: "Thermopane" is invented in the US by C. D. Haven. It consists of two sheets of plate glass separated by a spacer that encloses and seals dry gas or air. This is a simple description of an IGU. Thermopane® is now a trademark of a German window manufacturer. (The history of the trademark eludes me)

1940: Heat absorbing tinted glass is available. PPG introduces Solex® (now Solexia®) light green tint that significantly increase solar shading efficiency. By 1990 all basic glass manufacturers will have a moderate array of tinted glass.

1945: PPG introduces Twindow® IGU.

1959: Pilkington introduces flat glass manufactured by the float process. It was Alastair Pilkington's idea in 1952 to float a ribbon of molten glass on a bath of molten tin. It required a substantial investment by the firm. By 1967 Pilkington stops making polished plate glass.

1962: PPG is the first US firm licensed to produce float glass. Today all architectural flat glass in the US is produced by the float glass process.

1977: Cardinal introduces triple pane IGU.

1978: Cardinal introduces dual sealed IGU using silicone for the secondary seal.

1981: Heat Mirror® high performance IGU is introduced. After government funded research to improve IGUs, the Southwall firm is established and develops transparent polyester film with low-E coating which is suspended inside the IGU, thus creating 2 separate cells.

1983: The first Low-E glass (e.g. PPG Sungate® 100) is introduced using the pyrolytic, or hard-coat method. The coating is applied by chemical vapor to the hot glass near the end of the float line.

1987: Experimenting with fill gasses leads to use of Argon, an inert noble gas, for better thermal performance.

1990: Southwall's Superglass® is introduced. It has double Heat Mirror® films, and is krypton gas filled. Mid-glass U-value is 0.08.

1993: Several manufacturers introduce warm-edge spacers to reduce thermal transmission at the IGU edges.

1995: PPG introduces Sungate® 1000 (now Solarban® 60) nearly invisible, high performance low-E coating. Other manufacturers quickly follow with similar products. The coating is applied by the vacuum deposition, or soft-coat, process. Although the process had been used for other low-E and reflective coatings, this is the first truly high performance, transparent coating.

2001+/-: Ultra-Clear low iron glass becomes available.

2006: Another generation of soft-coat low-E coatings by several manufacturers provide high visibility and very low solar heat gain coefficient.

ASTM E 2190 Standard for IGU

This year a new harmonized standard for IGUs in both the US and Canada was issued. ASTM E 2190 is the "Standard Specification for Insulating Glass Unit Performance & Evaluation". Also SIGMA in the US and IGMAC in Canada merged to form IGMA, the Insulating Glass Manufacturers Alliance. Specifiers should drop ASTM E 774 CBA and replace it with ASTM E 2190 for double sealed IGUs.

You may also require the fabricator be certified for the type of IGU specified. Certification is listed by the Insulating Glass Certification Council (IGCC). You should check to assure that your basis of design fabricator is certified. The standard is relatively new. Check www.IGCC.org for the current list.

If coated glass like low-E is specified, it is recommended that the fabricator is certified by the glass coating manufacturer. This requirement should be standard.

Another quality assurance specification item is the IGU fabricator's warranty. A 10-year warranty is standard for double-sealed units. Only units in severe environments like swimming pools may not be warranted; you should check with regional fabricators for those instances.

IGU by Component

Saving the glass for last, here's some of idea of the selection and control specifiers can accomplish.

(continued on page 3)

What Do You Say (continued from page 2)

Spacer: Size of space, aluminum or stainless steel metal, warm-edge composite or foams, color.

Sealers: I hesitate to say more than, rely on ASTM E 2190, and require the sealers are compatible with the glazing. For example, structural silicone glazing require compatible silicone sealant.

Gas: Dry air; argon improves insulation; krypton and xenon are more expensive, improve insulation more, but are best in ¼ inch wide space; sulfur hexafluoride helps reduce sound transmission. The use of gas instead of air implies faith that the seals will prevent nature's drive to equilibrium.

Desiccant: To remain dry and prevent internal condensation or fog, all IGU include desiccant in the spacer. Silicon gel or molecular or combination.

Selecting the Glass or Specifying the Performance

Most IGU specifications will be a combination of specifying characteristics of the glass and performance of the IGU.

Selecting the glass, clear or ultra-clear or tinted, may be for aesthetics or performance. Selecting laminated glass may also be for aesthetics as well as all the performance advantages discussed in the previous article.

Coatings for vision glass include low-E, reflective, and opaque patterns. New very high performing low-E coatings tread the boundary with reflective coatings. Samples should be visually evaluated at the most common or most important viewing angles.

Additional layers or panes can be used to increase thermal performance. These include glass and transparent plastic films.

Performance Requirements

Structural Design: Comply with ASTM E 1300 and the building code. You may reference design parameters indicated elsewhere.

U-Factors (Summer / Winter): Center-of-glazing values, according to NFRC 100 and based on LBL's WINDOW 5.2 computer program, expressed as Btu/sq. ft. x h x deg F.

Solar Heat-Gain Coefficient and Visible Transmittance and Ultraviolet Transmittance: Center-of-glazing values, according to NFRC 200 and based on LBL's WINDOW 5.2 computer program.

Visible Reflectance: Center-of-glazing values, according to NFRC 300.

Sound Transmission Class, STC-[] when tested per ASTM E 90 (there is probably a better method for glazing).

Safety Glass: 16 CFR 1201 for Category II.

Windborne-Debris-Impact Resistance: Basic or Enhanced per ASTM E 1996 for Wind Zone [] when tested per ASTM E 1886.

Specifying the right IGU is probably the most effective way to conserve energy, harvest daylight, and enhance the interior and outside experience of your building.

Method for Selecting Glass:

Determine Life Safety Requirements:

- Safety glazing for hazardous location,
- Fire rating,
- Blast resistance,
- Bullet resistance (ballistic).

Determine Energy Requirements (Gain vs. Loss):

- Insulating value or U-value,
- Solar heat gain.

PERKY'S NOTES

By: Perky Kilbourn, CSI



Note #1

After I prepared my notes on the October meeting of Portland Chapter of CSI, I realized that some people might not understand BIM and it might be worthwhile to do a short explanation. Here is the way I understand

BIM.

BIM stands for "Building Information Modeling" BIM involves taking a set of 2-dimensional CAD drawings and converting them into a three dimensional model. Each CAD drawing is two dimensional (length and width) and BIM layers these 2-D CAD drawings (one on top of another) which gives the height to the model of the building (the layering gives the third dimension - height). This layering of drawings will result in a "Model" which "Model" shows the finished building.

Note #2

Lee and I support Friends Committee on National Legislation (FCNL). I was pleased to read in the September 2007 FCNL Washington Newsletter that the U.S. Green Building Council (USGBC) certified that FCNL's building on Capitol Hill meets the requirements to be designated a green building. FCNL's building was awarded a "silver" LEED (Leadership in Energy and Environmental Design) certification.

Note #3

In May, 2007 one of the hottest problems in agriculture was reported in SCIENCE, the magazine of the American Association for the Advancement of Science (AAAS). The discussion states that "Honey bees worldwide are abandoning their hives, and scientists aren't sure whether to blame pathogens, pesticides, or the artificial diets fed to the bees. It is not even clear if the phenomenon is new." According to the article, in 1897 a similar healthy hive collapse occurred.

Note #4

The newsletter FOODFIRST of the Institute for Food and Development Policy had an interesting article in the Summer 2007 issue which article was entitled "Biofuels: Myths of the Agro-fuels Transition" by Eric Holt-Gimenez. Five Myths were presented and discussed #1 Agro-fuels are clean and green - not necessarily if consider their "life-cycle" from land clearing to plant the crops compared to the benefits the original forest provided before they were removed. #2 Agro-fuels will not result in deforestation - Unfortunately

when companies want more fuel crops these fuel crops have to be planted somewhere which means the forests are removed and fuel crops planted instead. #3 Agro-fuels will bring rural development - Small family farms generate more jobs than large corporate farms where machinery does a lot of the work and fewer people are involved. #4 Agro-fuels will not cause hunger - Food and fuel crops are competing for land and water. The higher food prices may cause higher fuel prices - the question for the poor is do we eat or keep warm? #5 Better "second generation" agro-fuels are just around the corner - Not necessarily - Industry is working on genetically engineered cellulosic agro-fuel crops that break down easily to liberate sugars which are fermented to biofuels. These cellulosic ethanols may not demonstrate any carbon savings. This article concludes by suggesting that scientists should work on improving existing solar, wind or conservation technologies because even an agro-fuel transition may not produce enough fuel to offset the yearly increase in global oil demand.

Note #5

On Friday, October 12, I was pleased to learn that I have now heard two gentlemen speak who later received the Nobel Peace Prize. As a teenager, I heard Linus Pauling give a talk at Willamette University on his genetic research. This was before scientists had figured out the composition of genes and through the years, it has been fun to read the science behind our current understanding of how genes work. A year or so ago, I heard Al Gore speak at the annual meeting of AAAS. Gore seemed to know what he was talking about with regard to global warming. There has even been some effort to tie the decrease in honey bees to the decrease in wildflowers and less nectar because of the dryer climate - please see previous Note #3.

YOUR PERSONAL EDGE

What sets you apart?

By: Jody Moore, DeaMor Skylights

*CSI Construction Technologist Training Jan to March 2008
Creating your own opportunities with knowledge and understanding*

In the competitive world of construction, the unique skills and knowledge that you bring to the table define your personal edge.

Whatever you are seeking in your career—salary, position, prestige, satisfaction — all are measures and rewards of the capabilities you possess. Together with diligence, discipline and drive, the specific abilities you develop put you in the best position to take advantage of opportunities presented on your path.

Portland CSI is presenting a series of classes to support your competitive advantage and prepare you for a certification of your knowledge: the Construction Documents Technologist. The CDT initials after your name give credibility to a level of professional knowledge and discipline that you have achieved through your own effort and drive.

The class covers critical information you need to be the best in your field:

- Project development from concept to construction
- How design develops into documents
- Bidding, negotiating and purchasing
- Agreements between the parties
- Your Rights -- as well as Responsibilities
- Changes, pricing and getting paid

Gaining the advantage for your career is in your hands.

Join the dynamic group of professionals meeting on Thursdays, January 31 to March 20 and get the information, then go for certification to show the world you've got the knowledge and you know how to use it!

You can register for the class, or the class and Certification, or just Certification.

It's up to you! Logistics: [Construction Document Technologist Class](#)

Location: Port of Portland Building, 121 NW Everett St., Portland, OR 97209.

First floor conference room

*Reference Materials: Project Resource Manual
AIA 201-2007 Agreement for Construction Contract
CDT Study Guide*

Sign up today!

Call Jane Phifer at the CSI office (503) 805-2500.

REMEMBERING MIKE GRANT, CSI

Remembering Mike Grant, CSI

From AWI NewsBriefs November 2007 issue; the Newsletter of the Architectural Woodwork Institute:

Longtime AWI Member Passes Away

AWI volunteer Michael Grant passed away October 8, 2007, after his fight with lung cancer. He will be missed for his generosity, kindness, dedication to our industry, and vast woodworking knowledge.

Michael, with his father Charles, was a longtime member of AWI, first through the Charles A. Grant Company in fine woodwork manufacturing, and then through Brooklyn Hardware/Panelclip Company as a supplier of Panelclip® nationwide. Both firms were based in Portland, OR.

Michael served AWI through active participation in the Quality Standards Board of Review for over 15 years; as a Quality Certification Program representative in the Northwest; and as a sought-after presenter of programs on fine woodworking for the design community.

Michael's contributions to the Quality Standards Illustrated (QSI) over the years are particularly noteworthy. Since the early 1990s, he carefully reviewed sections of the QSI, wrote thoughtful critiques and editorials, and added to the body of knowledge on veneers, paneling, stile and rail doors, and much more. His contributions and long-term commitment to the work of the QSI committees are his enduring legacy.

NOVEMBER MEETING RECAP

By: Lowell Jenson, CSI, CDT

Our tour of the **RiverEast Center** facility highlighted diverse skills and teamwork needed by each of our disciplines to produce an award winning project. Architects, engineers, general contractor, subcontractors, manufacturer representatives and the owners with their co-workers all worked together as one unit. The building Owners also worked with the Portland Development Commission, City of Portland building officials and representatives serving in the Central Eastside Industrial District toward shared community redevelopment goals. A Gold LEED certification of this historical building was the crown of accomplishment. Good, better, best, never let it rest until our good city of Portland becomes better and the better becomes best!

Tour

The project began as a design competition to renovate a historic warehouse built in 1951 and put it back on the tax rolls. It had a railroad spur inside the East end of the building for moving goods for C & H Sugar, Quaker Oats, and Coca-Cola and was condemned about 40 years ago to make way for the unrealized Mt. Hood highway. Jay Haladay, the president and chief executive officer of software developer, Coaxis Inc., and Jeff Reeves, President of Group MacKenzie, an engineering and architecture firm, took a step of faith and vision to purchase the building from the Portland Development Commission. The building was in “nasty condition with rats and bats in it”. Seven Group MacKenzie architects set out to renovate it into a showpiece office of post-industrial chick. The facility now houses about 250 people, seven businesses and two non-profit organizations.

Group MacKenzie, with 130 staff, occupies 25,000 SF of the first floor and mezzanine area on the south end of the facility. A public boat house occupies the other main portion of the ground floor space and provides river access for paddlers and a rowers club. Coaxis Inc. has 120 staff in this office and utilizes 45,000 SF of the facility on the second floor and upper north mezzanine include training classrooms for their construction software clients and staff. Their video teleconferencing capabilities are awesome and include one T-3 and two T-2 cables. A deli is scheduled to be installed in the SE corner of the building. The boat house has an adjacent dock and the east river walk/park has a continuous parade of cyclists, joggers and roller bladders. The Hawthorne Bridge has pedestrian access to the West side river greenway parks and makes RiverEast Center a work/play environment, not to mention an incredible view of the Willamette River and downtown Portland building-scape.

The project manager for Howard S. Wright, Travis Lawson, the general contractor, estimated that the LEED documentation time required about 300 to 400 hours beyond their documentation for a non-LEED certified project. Regular meetings were scheduled and part of that was to review how various decisions during construction effect LEED points and related impact to the schedule. To get LEED Points they embraced the existing structure and added seismic bracing and shear walls. Energy calculations and energy efficiency were closely evaluated and the type of window initially targeted for use was changed. Recycling concrete wall window cutouts were used as art features on the site. Triple glazed acoustical windows were utilized for sound and energy conservation. Other LEED criteria established to achieve a sustainable building included no PVC's in the carpets, utilizing low VOC materials and some work stations were re-used from their previous office.

All of these decisions, among other factors noted earlier, helped qualify the project for Gold LEED certification. It is considerably more difficult to achieve this rating in a historical renovation then if building a new building.

Final analysis: The finished facility is a shining example of deficient property development that resulted in a world class project for world class employees. Meeting LEED green construction standards are one of the markets that both Owners serve. Rather than wait and continue the dialogue, they chose to whole heartedly jump forward on the fast track, including the painful decision process, with the goal of doing it right the first time! Jay noted that it is great to see their staff and the general public put on rollerblades or go jogging by as they head down the East Waterfront Esplanade and the rowing club members hiking back and forth to their boats or, to see staff bring their out of town guests to show off their facility on the weekend. There is an exciting pioneer vibe about the place! It will serve as a model for the rest of the inner east side industrial area and for “green” buildings in Portland, the northwest and throughout the country.

Thank you Coaxis, Group Mackenzie. And Howard S Wright for a wonderful tour of the RiverEast Center.

THE CONTACTS

PORTLAND OFFICERS & DIRECTORS

President

Doug Allen, CSI, CDT360-921-5583
ASSA ABLOY Door Security Solutions Pacific NW

President Elect

Russ Pitkin, CSI, AIA503-245-7100
Ankrom Moisan Associated Architects

Immediate Past President

Dennet Latham, RA, CSI, CCS503-872-4539
CH2M Hill

Secretary

Erica Bitterman-Ryon, CSI360-567-2910
Precision Images

Treasurer

Kaye Kloster, CSI503-227-3424
Ford Graphics

Executive Director

Jane Phifer, CSI503-805-2500
CSI Office - P.O. Box 5116, Salem, OR 97304

Director, Professional 2004-2008

Corey Morris, CSI,503-224-4848
Clark/Kjos

Director, Professional 2006-2008

Skip Brown, CSI, CCS503-827-0505
WPH Architecture

Director, Industry 2006-2007

Bud Henson, CSI,360-600-0804
Window Tech

Directory, Industry 2006-2008

Mark Reeves, CSI503-283-8822
Hanset Stainless

Director, Professional 2006-2007

Fred Herbold, CSI, CCS503-445-7389
SERA Architects

Director, Industry 2006-2007

Steven Gray, CSI, CDT503-233-6016
Rodda Paint

COMMITTEE LEADERS

Awards

Denise Carpenter, CSI503-720-3005

Certification

Christine Steel, CSI, CCS503-944-7367
 Amy Hjelte, CSI, CCS503-221-1121

Editor

Jane Phifer, CSI503-805-2500

Education

Steven Gray, CSI, CDT360-233-6016

Continuing Education

Skip Brown, CSI, CCS503-827-0505

Golf Tournament

Erica Bitterman- Ryon, CSI360-567-2910

Library

Perky Kilbourn, PhD, CSI503-244-1778

Membership - Co-Chairs

Lee Kilbourn, FCSI, CCS, FAIA503-417-4400
 Pat Murphy, CSI, CDT503-240-3955

Orientation

Jane Phifer, CSI503-805-2500

Products & Services Fair - Co-Chairs

Ed Macsisak, CSI,503-924-4106
 Co-chair vacant

Programs

Kaye Kloster, CSI503-227-3424

Publicity

Jane Phifer, CSI503-805-2500

Specifiers Share Group & Technical

Fred Herbold, CSI, CCS503-445-7389
 Co-chair vacant

Student Affiliate

Rudy Barton503-725-3339

Webmaster

Corey Morris, CSI503-224-4848

Portland Website
www.portlandcsi.org

INSTITUTE DIRECTORS

2007-2009

Loren Berry, CSI, CDT, AIA

Berry Architects, PC
 Ph: 541-485-3402 Fax: 541-485-3402
 Email: lberry@berryarch.com
 460 E 2nd Ave.
 Eugene, OR 97401

2007-2010

Bob Simmons, BS, CSI, CCPR

RW Simmons & Associates
 Ph: 253-946-2436
 arobertsimmons@cs.com
 1315 S. 289th Place
 Federal Way, WA 98003

Region Website
www.csinwr.com

REGION COMMITTEES

Academic Liaison

Kit Burns, CSI, CCS, CCCA253-627-5599

Awards

Christine Irwin, CSI, CDT503-650-0148

Certification

John Jeffcott, CSI, CDT, AIA206-890-4189

Education

Rick Heiserman, FCSI, CCCA, AIA503-245-7100

Electronic Communications

Rand New, CSI, CDT541-688-5594

Membership

Cherie McNabb, CSI, CDT360-281-1918

Planning

Jerry Litwin, CSI,253-584-5207

Publications

Bob Kenworthy, FCSI, CCS, CCCA253-931-4826

Technical

vacant

Treasurer & Secretary

Marc Chavez, RA, CSI, CCS206-521-3492

NORTHWEST REGION CHAPTER MEETINGS

Cook Inlet, Anchorage, AK (Third Tuesday)

Mark Hughes, CSI907-267-5163

Puget Sound, Seattle, WA (Second Tuesday)

Andrew Estep, CSI206-382-3393

Mt. Rainier, Tacoma, WA (First Thursday)

Bob Kenworthy, FCSI, CCS, CCCA253-931-4904
 Dennis Kabba, CSI, CDT253-627-5599

Spokane, WA (Second Thursday)

Thoms Gerard, PE, CSI, LEED-AP. 509-328-2771

Portland, OR (Second Tuesday)

Jane Phifer, CSI503-805-2500

Capital, Salem, OR (Third Thursday)

Chris Veit, CSI, CCS503-390-0291

Willamette Valley, Eugene, OR (Last Thursday)

Melanie Wittkop-Fort, CSI541-485-0922

Idaho, Boise, ID (First Tuesday)

Karen Morris, CSI208-343-3620

Big Sky, MT

Jan O'Brien, CSI406-245-6363

December 2007

Sun	Mon	Tue	Wed	Thu	Fri	Sat
						1
2	3	4	5	6	7	8
9	10	11	12	13	14	15
16	17	18	19	20	21	22
23	24	25	26	27	28	29
30	31					

- 12/4 CSI Board Meeting, *Noon, AMAA*
12/11 CSI Chapter Meeting - Ten Thousand Villages
 12/13 CSI Specifiers Share Group Meeting, *Noon, ZGF*
The EJ Equation - Specifications, Installation & Verification
 12/17 CSI Membership committee, *noon Macadam's Bar & Grill*
 12/18 CSI Program committee, *7:30 am, Nancy's Kitchen—16th & Glisan*
12/25 MERRY CHIRSTMAS
 12/27 CSI Specifiers Share Group Meeting, *Noon, ZGF*

January 2008

Sun	Mon	Tue	Wed	Thu	Fri	Sat
		1	2	3	4	5
6	7	8	9	10	11	12
13	14	15	16	17	18	19
20	21	22	23	24	25	26
27	28	29	30	31		

- 1/8 CSI Board Meeting, *Noon, TBA*
1/8 CSI Chapter Meeting - Kermit Baker, Governor Hotel Ballroom
 1/10 CSI Specifiers Share Group Meeting, *Noon, ZGF*
Sustainable Design with Masonry
 1/21 CSI Membership committee, *noon Macadam's Bar & Grill*
 1/24 CSI Specifiers Share Group Meeting, *Noon, ZGF*
Div 01 Round Table Continued
 1/29 Program committee, *7:30 am, Nancy's Kitchen—16th & Glisan*
 1/31 CSI CDT study group, *Port of Portland Building*

February 2008

Sun	Mon	Tue	Wed	Thu	Fri	Sat
					1	2
3	4	5	6	7	8	9
10	11	12	13	14	15	16
17	18	19	20	21	22	23
24	25	26	27	28	29	

- 2/5 CSI Board Meeting, *Noon, TBA*
 2/7 CSI CDT study group, *Port of Portland Building*
2/12 CSI Chapter Meeting - TriMet, Bridgeport brew pub
 2/14 CSI CDT study group, *Port of Portland Building*
 2/14 CSI Specifiers Share Group Meeting, *Noon, ZGF*
 2/18 CSI Membership committee, *noon Macadam's Bar & Grill*
 2/21 CSI CDT study group, *Port of Portland Building*
 2/27 Program committee, *7:30 am, Nancy's Kitchen—16th & Glisan*
 2/28 CSI Specifiers Share Group Meeting, *Noon, ZGF*
 2/28 CSI CDT study group, *Port of Portland Building*



The Predictator

Knowledge for Creating
and Sustaining
the Built Environment

Volume 47, Issue # 4

January 2008

Portland Chapter - The Construction Specifications Institute

C.S.I. Portland Chapter
Phone: (503) 805-2500
Fax: (503) 587-0337
P.O. Box 5116
Salem, OR 97304

E-Mail:
jane@portlandcsi.org

Web site Portland Chapter:
www.portlandcsi.org

Web site Institute:
www.csinet.org

Table of Contents:

Jan Chapter Meeting	1
What Do You Say	2
Perky's Notes	4
CDT Study Manuals	5
Contacts	6
Calendar	7



Annual Economic Forecast Presentation January 8, 2008

Kermit Baker, Chief Economist for the AIA:
What's In Store for Design Firms in 2008



This presentation will review recent economic and construction trends with an eye toward opportunities over the coming year: regional and national construction trends; key concerns of firm leaders, and how the economy will influence emerging developments in the profession, such as sustainability, consolidation and integrated practice.

Speaker:

Kermit Baker is the Chief Economist for the American Institute of Architects in Washington, D.C., where he analyzes business and construction trends for the U.S. economy and examines their impact on AIA members and the architectural profession. Kermit also is the Project Director of the Remodeling Futures Program at the Joint Center for Housing Studies at Harvard University. This research effort is aimed at developing an improved understanding of the dynamics of the U.S. repair and renovation industry. Prior to joining the AIA, Kermit was Vice President and Director of the Economics Department at Reed Business Information, where he was responsible for industry forecasting.



Kermit received his Masters degree in Urban Planning from Harvard University and holds a Ph.D. from Massachusetts Institute of Technology in the same field. In 2002, Kermit was made an honorary member of the American Institute of Architects.

REGISTRATION INFORMATION:

JANUARY 8, 2008 5:30 - 8:30 PM

THE GOVERNOR HOTEL
611 SW 10TH AVE.

\$50 PER PERSON, PRE-PAID BY JANUARY 3RD, 2008

HOW TO REGISTER: WWW.PORTLANDCSI.ORG
Questions? Contact Jane Phifer at 503-805-2500

Thank You To Our Sponsors:

ANKROM MOISAN ARCHITECTS
ARCHITECTURE INTERIORS PLANNING

HOFFMAN CONSTRUCTION COMPANY




JORDAN SCHRADER BAPTIC



WHAT DO YOU SAY? .. News and views from the Specifiers Share Group

By: Fred Herbold, CSI, CCS



The Glass Series Unfinished Business

Last month's article should have included a summary of the standard method used to reference glass surfaces. Also, I wanted to mention another method of measuring sound transmis-

sion specifically for exterior windows and doors.

Surface Numbering System

Insulating glass units are normally more complex than two panes of basic glass. Multiple panes and coatings add to complexity. The location of coatings will affect both performance and appearance. Therefore, it is important to be precise about which surfaces are coated.

First: Glazing surfaces are numbered from outside to inside.

Second: Each sheet of glass has two surfaces. This includes the surfaces of each glass ply in laminated glass. However, do not count the surfaces of the interlayer(s) in laminated glass.

Third: Count the surfaces of plastic sheets or films that create multiple cells in IGUs because they can also be coated (e.g. Heat Mirror® mentioned last month).

Graphic examples provided by Bill Coady, CSI CCPR and Guardian Industries: (see pages 8-11)

Sound Transmission Through Glass and Windows

Although ASTM E 90 mentioned last month is used to characterize sound transmission through glazing, the STC rating is intended for interior space to interior space conditions. Street noise and other outside noise is typically has a different frequency range and intensity than interior noise. Therefore ASTM E 1332 for Outside-Inside Transmission Class (OITC) was developed. The test method is still ASTM E 90, but OITC is determined according to an adjustment scale for outside noise in ASTM E 1332.

The OITC value will be less than STC value for the same unit.

Sound transmission ratings for complete window and door units should be specified in other Sections of Division 08. ASTM E 1332 is used to determine and report OITC in the following two standards: ASTM E 1425 – Standard Practice for Determining the Acoustical Performance of Exterior Windows and Doors; and AAMA 1801. Both of these standards include either reporting or passing air infiltration testing, operating force and hardware testing as well as OITC.

MASONRY INSTITUTE OF OREGON

Harold Friberg is the director of the Masonry Institute of Oregon. We asked Harold to present a series of the Masonry Institute's current technical seminars for the Specifiers' Share Group. Harold presented "The Design & Construction of Brick Veneer" last September. The Topics were:

- Physical Properties of Brick
- Code Requirements
- Moisture Control
- Accommodating Movement
- Details

Face Brick

Harold reviewed modern brick manufacturing methods and equipment. Sorry you missed it if you weren't there!

Face Brick Specification: ASTM C 216. Also specify durability Grade and appearance Type.

Grade SW – Severe Weathering: 3,000 psi compressive strength, 17% maximum water absorption, 0.78 maximum saturation coefficient.

Grade MW – Moderate Weathering: 2,500 psi compressive strength, 22% maximum water absorption, 0.88 maximum saturation coefficient.

Type FBX: Highest degree of manufacturing precision and size control.

Type FBS: General commercial standard for unit size control.

Type FBA: Match a sample, but not more restrictive than FBS. Remember those bricks at the Gamble House (Green and Green, Pasadena, CA)? FBA.

Efflorescence: ASTM C 67 includes testing for efflorescence. It is now a pass/fail test. ASTM C 216 includes the requirement that the unit pass ASTM C 67. (Thanks to Harold for this update.) Efflorescence can be prevented by proper flashing details, water repellent admixture in mortar, and applying a penetrating water repellent after masonry veneer has been cleaned.

Code Requirements – Anchored Brick Veneer

This author is skeptical of adhered masonry veneer in seismic zone, so I refer you to your structural engineer. Most brick veneer in the Northwest is anchored with a drained/vented cavity behind, creating a true rain-screen.

Moisture Protection: Current practice in the Northwest exceeds Code. We typically specify a Weather Resistive Barrier system with integrated flashing. Whether the WRB is breathable or not will depend on the location of thermal insulation and dew-point analysis. *(continued on page 3)*

What Do You Say (continued from page 2)

Code Height Limits: 30 feet, except 38 feet at gable, for wood framed backing. Metal supported veneer is unlimited in height, except it must be supported at each floor above 30 feet by non-combustible construction.

Seismic Anchors: Locate one per 2 square feet of wall plus additional anchors at edges. Anchors should engage brick joint reinforcing, that is located not more than 18 inches on vertical centers. These requirements are good for your office master in Portland, seismic Category D. You might be able to reduce these requirements on the advice of your engineer.

Cavity Width: Harold said the masonry union's training program is addressing the issue of mortar droppings into the ventilation cavity. Standards require at least 1 inch cavity. However, good practice in the Northwest has been 2 inch cavity.

Moisture Control

In addition to an appropriate cavity and weather resistive barrier, specify weep and vent material, drainage matrix at bottom of cavity, durable flashing. Consult the Brick Industry Association's "Technical Notes on Brick Construction".

If your office does not have a copy, please contact Harold Friberg, CSI, at the Masonry Institute of Oregon 503 224 1940.

Movement Control

Brick expands when it gets wet.

Concrete masonry units, CMU, contract as they dry.

Movement joints in brick veneer are actually expansion joints. Remember to think of brick veneer as panels, panels that will expand when they get wet. Locate you expansion joints:

- At or near corners.
- Changes in height.
- Changes in back up.
- Close to large openings.
- Dissimilar materials.
- 30 feet apart, maximum.

Detailing

Two suggestions:

- BIA Technical Notes are extensive and have a good index.
- Harold makes office calls with adequate notice.

Current Construction Method

You may have noticed brick veneer on new mid-rise and high-rise structures. A few years ago, you'd be correct assuming the brick was shop-fabricated metal framed panels. Today masons are employing Mast Climbing staging to access high exterior walls.

The platform or stage climbs up the masts by mechanical means. The masts must be supported laterally onto the building structure about 35 feet on center. These support points have to be in filled with brick and mortar later. Mortar can be pumped up to the masons from site mixers or concrete mixing trucks.

This method is safer, increases productivity, and reduces cost of high-rise brick veneer. It is a boon to brick clad tall building design. We hope that it is accompanied by good specifications and excellent detailing.

PERKY'S NOTES

By: Perky Kilbourn, CSI



Note #1

The editorial by Tim Studt entitled "It's Not a Tropical Paradise" which appeared on page 9 of the November/December 2007 issue of R&D Magazine was well done. The last paragraph

seemed most appropriate because this is being written on December 14, the date of the closing session of the United Nations Framework Convention on Climate Change in Bali, Indonesia.

" . . . It's unfortunate that our children and their children will have to suffer the consequences of our leaders' inaction or inability to act together fast enough to create programs that could make a difference. The R&D and the technologies are already mostly there, waiting for the governments to make a solid commitment."

Note #2

The article "Is Congress Unplugging America's Energy Future?" which appeared on page 8 and 9 of the November/December, 2007 issue of Public Citizen News was of interest to me. Public Citizen analyzed the House and Senate energy bills to determine how the legislation will affect consumers and the environment. I am only going to look at their conclusions.

Bio fuels: The concluding statement seems to explain it best ". . . Congress does not give enough direction as to how to analyze and measure the environmental impacts of biofuel production."

Energy Efficiency: Government has not yet set stronger efficiency standards though it has been told to do so. Mandating standards for more efficient appliances, vehicles and buildings would decrease our addiction to oil and help slow global warming.

Clean Energy: "The House took a great first step to promote renewable energy, following the lead of 27 states that already have similar clean energy mandates. The Senate should endorse this policy as well."

Carbon Capture and Storage: It is a great idea but not enough is known about long-term risks. The industry seems to be pushing for a government insurance program that would shield corporations from risks associated with permanent storage of toxic greenhouse gases such as carbon dioxide - the U.S. taxpayer would probably have to foot the bill in the event of an accident. Though not mentioned in this article, it reminds me of the hassles over storage of nuclear waste.

Gas Price-Gouging: Price-gouging is not illegal so it is not surprising that Government investigations already have found evidence of anticompetitive behavior by oil companies.

Fuel Economy: The demand for more fuel efficient vehicles is on the rise but the U.S. auto industry continues to fight the mandatory manufacture of fuel efficient vehicles.

Note #3

The Feedback section in the December 10, 2007 issue of InformationWeek caught my eye. An editorial "Tomorrow's CIO: A Woman" had been published in the November 21 issue, where the writer said many of the skills women excel at are needed in the modern IT organization. These skills are communication, collaboration, networking, negotiation, and relationship-building. Susan Mersereau, Senior VP and CIO at Weyerhaeuser was quoted as saying women are needed in the modern IT organization to fill the increasing IT talent gap. The magazine printed a response (from Bill) saying each person's qualifications should be judged on an individual basis, and not based on gender. Another response (from Corinthia) was that ". . . I didn't enter IT to manage people but to write code and create systems - to make something."


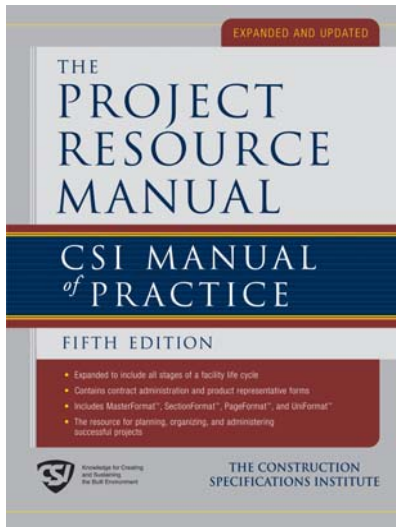
Note #4

News in Depth in November 26, 2007 issue of Washington Technology had an interesting article "Working in a data mine" by Alice Lipowicz. Quoting from the article "Data mining is broadly defined as the analysis of large amounts of data to uncover hidden relationships and patterns." It has been relatively successfully used by marketers to sort through data to identify the behavior and characteristics of people who bought a particular item most quickly at a Web site. Then they develop marketing strategies to target more likely buyers. Similar techniques used to develop the Terrorist Screening Center's watch list have not been successful. There appears to be too little data to accurately identify patterns . . .

Note #5

The October 2007 issue of Oregon Business contained an article by Abraham Hyatt entitled "Targeted giving". This article's subtitle included the statement "Companies see philanthropy as a smart investment to be managed for the good of their community - and their business." Many companies are donating to or working closely with nonprofit companies that are directly related to their industry as opposed to a more general, blanketed philanthropic strategy. The concept is that companies are helping others in a way that could provide a nonmaterial payroll for their company. This often means that a company may say no to many requests for donations, but then make a bigger difference when it does say yes. One interesting trend is that the number of businesses that partially or fully match giving by employees is on the rise, as well as the number of company-sponsored volunteer days.

PRM, MF04 REFERENCE MATERIALS




TWO ESSENTIAL REFERENCES AVAILABLE IN PORTLAND FROM YOUR CHAPTER

Project Resource Manual: \$190.50

MasterFormat® 2004 Edition: \$75.00

Contact Jane at the Chapter office for payment method. 503-805-2500 or jane@portlandcsi.org
Will Call at SERA Architects, 338 NW 5th, Portland. Contact Fred at 503-445-7389 or fredh@serapdx.com

CSI MEMBER WAYNE WEBER PASSES



Wayne Eugene Weber

January 21, 1952-December 15, 2007

Wayne Eugene Weber passed away at the age of 55 on Saturday Dec. 15, 2007, after a seven-month struggle with cancer. Wayne usually "won the fight," but not so this one. Wayne was born Jan. 21, 1952, in Huron, S.D., to Curtis Lavern and Carol Meade Weber

and was raised on a farm near Miller, S.D., with his three brothers, Darwin of Longview, Wash.; "C. L." Curtis Lavern Jr. of Hermosa, S.D.; and Gaylord of Huron, S.D. Wayne graduated from Wessington Springs High School in South

Dakota in 1970 and received an associates degree in architectural drafting from Mitchell Technical Institute in the spring of 1973. He worked for many years in the Portland area in the building products industry, most recently for Huttig in Tigard.

He is survived by his wife, Carol; daughters, Alecia and Michele; son-in-law, Dan DeRoo; brothers, Darwin, C.L. and Gaylord Weber; father and stepmother, Curt and Ruth Weber; and his mother, Carol Christensen. He was preceded in death by his younger brother, Gaylon, and stepfather, Paul Christensen.

A memorial service will be held at 1 p.m. Friday, Jan. 4 at Hillsdale Community United Church of Christ, 6948 S.W. Capitol Hwy, Portland, OR 97219.

Remembrances may be made to HCC Foundation with the same address.

THE CONTACTS

PORTLAND OFFICERS & DIRECTORS

President

Doug Allen, CSI, CDT360-921-5583
ASSA ABLOY Door Security Solutions Pacific NW

President Elect

Russ Pitkin, CSI, AIA.....503-245-7100
Ankrom Moisan Associated Architects

Immediate Past President

Dennet Latham, RA, CSI, CCS.....503-872-4539
CH2M Hill

Secretary

Erica Bitterman-Ryon, CSI.....360-567-2910
Precision Images

Treasurer

Kaye Kloster, CSI.....503-227-3424
Ford Graphics

Executive Director

Jane Phifer, CSI.....503-805-2500
CSI Office - P.O. Box 5116, Salem, OR 97304

Director, Professional 2004-2008

Corey Morris, CSI,503-224-4848
Clark/Kjos

Director, Professional 2006-2008

Skip Brown, CSI, CCS, AIA.....503-827-0505
WPH Architecture

Director, Industry 2006-2007

Bud Henson, CSI,360-600-0804
Window Tech

Directory, Industry 2006-2008

Mark Reeves, CSI503-283-8822
Hanset Stainless

Director, Professional 2006-2007

Fred Herbold, CSI, CCS..... 503-445-7389
SERA Architects

Director, Industry 2006-2007

Steven Gray, CSI, CDT503-233-6016
Rodda Paint

COMMITTEE LEADERS

Awards

Denise Carpenter, CSI..... 503-720-3005

Certification

Christine Steel, CSI, CCS503-944-7367
 Amy Hjelte, CSI, CCS503-221-1121

Editor

Jane Phifer, CSI.....503-805-2500

Education

Steven Gray, CSI, CDT.....360-233-6016

Continuing Education

Skip Brown, CSI, CCS, AIA.....503-827-0505

Golf Tournament

Erica Bitterman- Ryon, CSI..... 360-567-2910

Library

Perky Kilbourn, PhD, CSI.....503-244-1778

Membership - Co-Chairs

Lee Kilbourn, FCSI, CCS, FAIA.....503-417-4400
 Pat Murphy, CSI, CDT.....503-240-3955

Orientation

Jane Phifer, CSI503-805-2500

Products & Services Fair - Co-Chairs

Ed Macsisak, CSI,503-924-4106
 Co-chair vacant

Programs

Kaye Kloster, CSI503-227-3424

Publicity

Jane Phifer, CSI.....503-805-2500

Specifiers Share Group & Technical

Fred Herbold, CSI, CCS.....503-445-7389
 Co-chair vacant

Student Affiliate

Rudy Barton.....503-725-3339

Webmaster

Corey Morris, CSI503-224-4848

Portland Website
www.portlandcsi.org

INSTITUTE DIRECTORS

2007-2009

Loren Berry, CSI, CDT, AIA

Berry Architects, PC
 Ph: 541-485-3402 Fax: 541-485-3402
 Email: lberry@berryarch.com
 460 E 2nd Ave.
 Eugene, OR 97401

2007-2010

Bob Simmons, BS, CSI, CCPR

RW Simmons & Associates
 Ph: 253-946-2436
 arobertsimmons@cs.com
 1315 S. 289th Place
 Federal Way, WA 98003

Region Website
www.csinwr.com

REGION COMMITTEES

Academic Liaison

Kit Burns, CSI, CCS, CCCA.....253-627-5599

Awards

Christine Irwin, CSI, CDT.....503-650-0148

Certification

John Jeffcott, CSI, CDT, AIA.....206-890-4189

Education

Rick Heiserman, FCSI, CCCA, AIA..503-245-7100

Electronic Communications

Rand New, CSI, CDT.....541-688-5594

Membership

Cherie McNabb, CSI, CDT.....360-281-1918

Planning

Jerry Litwin, CSI,253-584-5207

Publications

Bob Kenworthy, FCSI, CCS, CCCA..253-931-4826

Technical

vacant

Treasurer & Secretary

Marc Chavez, RA,CSI, CCS206-521-3492

NORTHWEST REGION CHAPTER MEETINGS

Cook Inlet, Anchorage, AK (Third Tuesday)

Mark Hughes, CSI.....907-267-5163

Puget Sound, Seattle, WA (Second Thursday)

Andrew Estep, CSI.....206-382-3393

Mt. Rainier, Tacoma, WA (First Thursday)

Bob Kenworthy, FCSI, CCS, CCCA..253-931-4904
 Dennis Kabba, CSI, CDT 253-627-5599

Spokane, WA (Second Thursday)

Thoms Gerard, PE, CSI, LEED-AP. 509- 328-2771

Portland, OR (Second Tuesday)

Jane Phifer, CSI.....503-805-2500

Capital, Salem, OR (Third Thursday)

Chris Veit, CSI, CCS.....503-390-0291

Willamette Valley, Eugene, OR (Last Thursday)

Melanie Wittkop-Fort, CSI541-485-0922

Idaho, Boise, ID (First Tuesday)

Karen Morris, CSI208-343-3620

Big Sky, MT

Jan O'Brien, CSI.....406-245-6363

January 2008

Sun	Mon	Tue	Wed	Thu	Fri	Sat
		1	2	3	4	5
6	7	8	9	10	11	12
13	14	15	16	17	18	19
20	21	22	23	24	25	26
27	28	29	30	31		

- 1/8 CSI Board Meeting, *Noon, TBA*
1/8 CSI Chapter Meeting - Kermit Baker, Governor Hotel Ballroom
 1/10 CSI Specifiers Share Group Meeting, *Noon, ZGF*
Sustainable Design with Masonry
 1/21 CSI Membership committee, *noon Macadam's Bar & Grill*
 1/24 CSI Specifiers Share Group Meeting, *Noon, ZGF*
Div 01 Round Table Continued
 1/29 Program committee, *7:30 am, Nancy's Kitchen—16th & Glisan*
 1/31 CSI CDT study group, *Port of Portland Building*

February 2008

Sun	Mon	Tue	Wed	Thu	Fri	Sat
					1	2
3	4	5	6	7	8	9
10	11	12	13	14	15	16
17	18	19	20	21	22	23
24	25	26	27	28	29	

- 2/5 CSI Board Meeting, *Noon, TBA*
 2/7 CSI CDT study group, *Port of Portland Building*
2/12 CSI Chapter Meeting - TriMet, Bridgeport brew pub
 2/14 CSI CDT study group, *Port of Portland Building*
 2/14 CSI Specifiers Share Group Meeting, *Noon, ZGF*
 2/18 CSI Membership committee, *noon Macadam's Bar & Grill*
 2/21 CSI CDT study group, *Port of Portland Building*
 2/27 Program committee, *7:30 am, Nancy's Kitchen—16th & Glisan*
 2/28 CSI Specifiers Share Group Meeting, *Noon, ZGF*
 2/28 CSI CDT study group, *Port of Portland Building*

March 2008

Sun	Mon	Tue	Wed	Thu	Fri	Sat
						1
2	3	4	5	6	7	8
9	10	11	12	13	14	15
16	17	18	19	20	21	22
23	24	25	26	27	28	29
30	31					

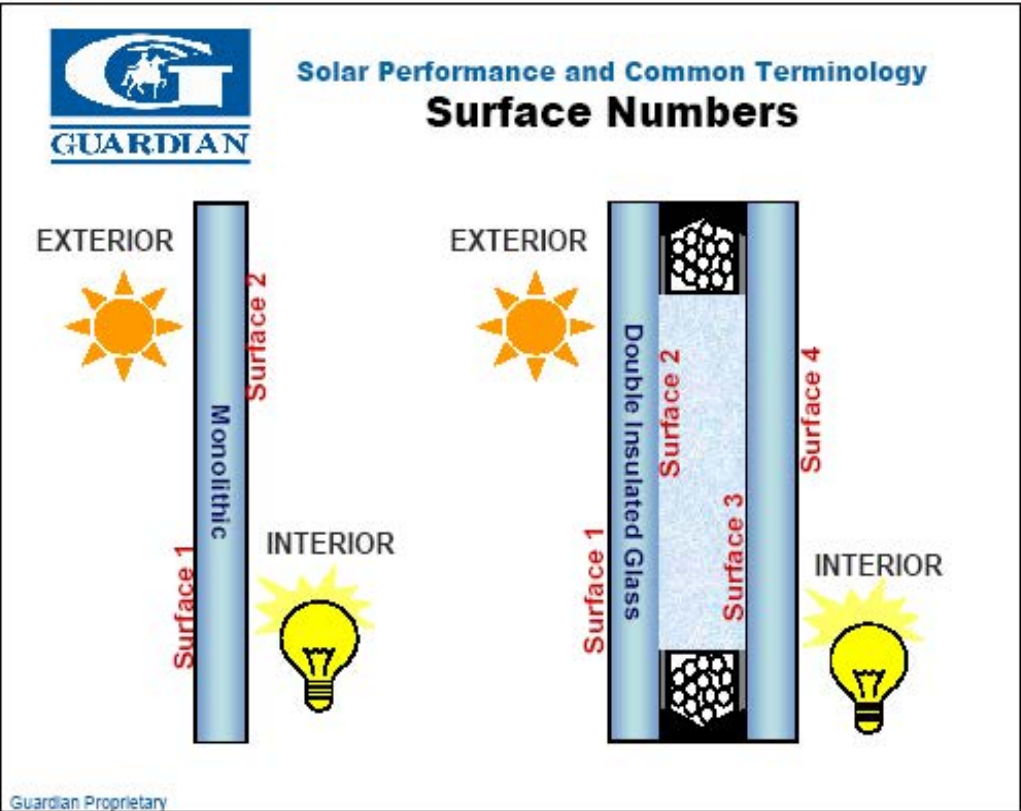
- 3/4 CSI Board Meeting, *Noon, TBA*
 3/6 CSI CDT study group, *Port of Portland Building*
3/11 CSI Chapter Meeting - Legend Homes Extreme Makeover, Bridgeport Brew pub
 3/13 CSI CDT study group, *Port of Portland Building*
 3/13 CSI Specifiers Share Group Meeting, *Noon, ZGF*
 3/17 CSI Membership committee, *noon Macadam's Bar & Grill*
 3/20 CSI CDT study group, *Port of Portland Building*
 3/26 Program committee, *7:30 am, Nancy's Kitchen—16th & Glisan*
 3/27 CSI Specifiers Share Group Meeting, *Noon, ZGF*
 3/27 CSI CDT study group, *Port of Portland Building*

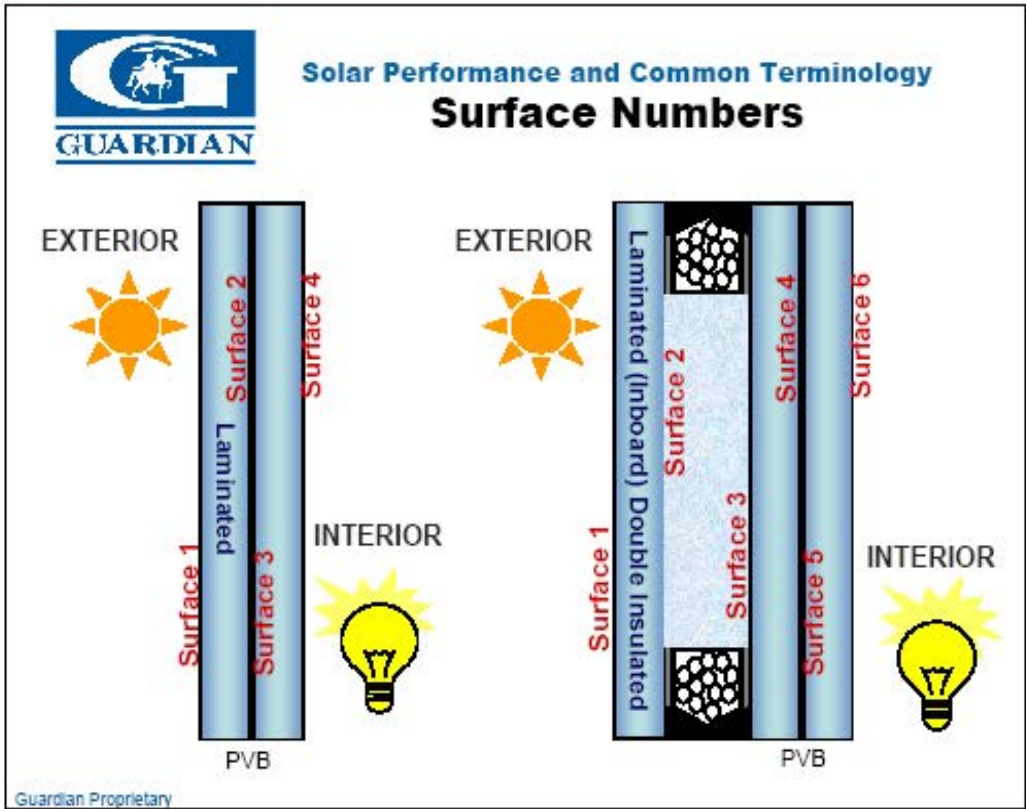


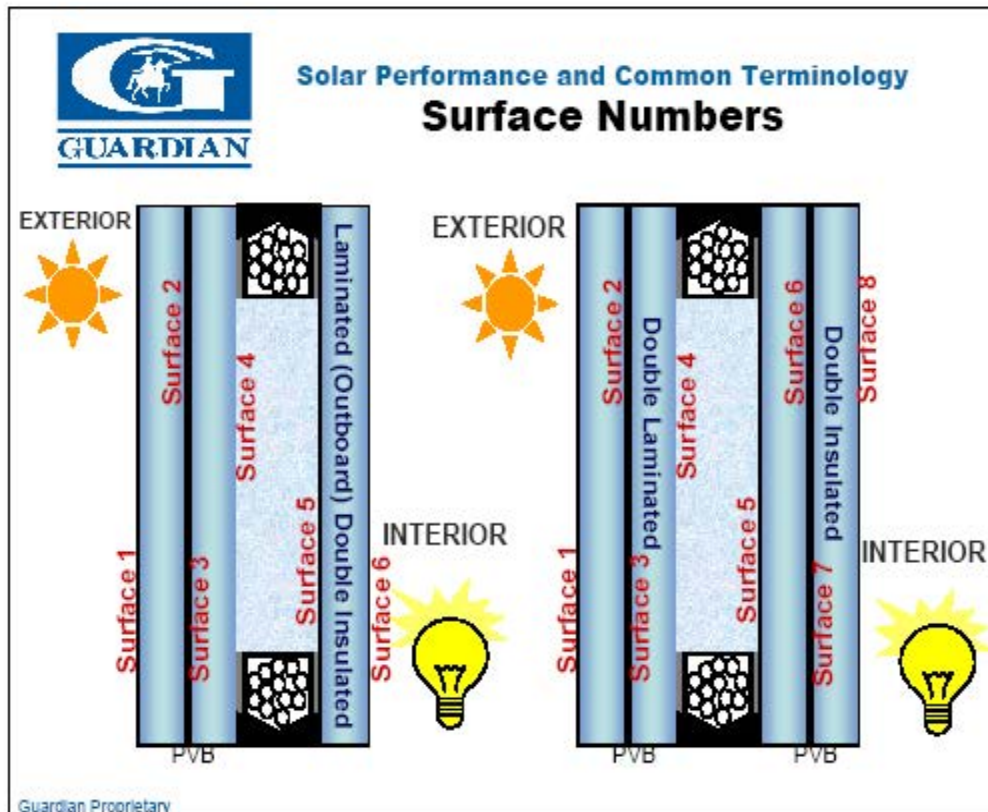
Solar Performance and Common Terminology
Surface Numbers

- Always starting from the outside with #1
- Increment the surface number as you move from one bulk material to another
 - E.g. from glass to air or from glass to PVB

Guardian Proprietary









Knowledge for Creating
and Sustaining
the Built Environment



Volume 47, Issue # 6

February/March 2008

Portland Chapter - The Construction Specifications Institute

C.S.I. Portland Chapter
Phone: (503) 805-2500
Fax: (503) 214-8142
P.O. Box 5116
Salem. OR 97304

E-Mail:
jane@portlandcsi.org

Web site Portland Chapter:
www.portlandcsi.org

Web site Institute:
www.csinet.org

Table of Contents:

Feb Chapter Meeting	1
What Do You Say	2
Perky's Notes	3
January meeting recap	4
Contacts	5
Calendar	6

Extreme Makeover, Extreme Planning, Extreme Heart.

Tuesday, March 11, 2008

**Bridgeport Brewery
1313 NW Marshall**

When ABC came to Corvallis Oregon they called upon local home builder Legend Homes to help provide the Byer family with an enormous gift. Join us to learn how Vern Malen, Production Manager for Legend Homes tackled this once in a lifetime challenge.

The event will give all who attend an overview of what a dedicated team of designers, builders, contractors and community can do in 106 hours, in 104 degree heat... the impossible?

4000+ sq. ft. home with 1100+ sq. ft. garage, a 16' x 20' state of the art water treatment system, 79 windows, 152 recessed can lights. Inspectors on the site 24 hours a day and a construction schedule broken into half hour increments around the clock.



What does the OSU baseball team have to do with this and what were the two main burning questions for the spectators.

Find out how all this plays together in an evening's event you'll be sure to remember.

Vern Mahlen is a native Oregonian and has been in the homebuilding business for over 40 years. He is currently the Production Manager for Legend Homes in Portland. Vern is currently a Certified Master Builder in Oregon. He has also been a lecturer on Production Management at both nationwide seminars and the NAHB Convention. Vern currently represents the Homebuilders Association on the board of directors for the Northwest College of Construction. Vern has been involved with the development and construction of such successful communities in Oregon as Oak Hills, Claremont, Forest Heights and several current Legend Homes communities.

**Social at 5:30 PM
Dinner and Program 6:30**

Cost: \$30.00 per person with pre-paid reservations by March 7, 2007

Sponsor a table for 8 for just \$230

Assure your spot for this special event!


Late reservations – and walk-ins (as available): \$40.00 per person

Register at: www.portlandcsi.org

Questions or problems registering contact Jane Phifer : 503-805-2500 or jane@portlandcsi.org

WHAT DO YOU SAY? .. News and views from the Specifiers Share Group

By: Fred Herbold, CSI, CCS



The Expansion Joint Equation = Specifications + Installation + Verification

Last year, well last December, Specifiers' Share Group heard Chris Iliano, Western Regional representative for InPro, discuss expansion joint covers.

Chris's message was:

"Implement language in project specifications that will ensure safety of the building owner and occupants as it relates to expansion joint systems."

We at the Share Group took the message to heart. Without clear and complete specifications, proper preparation for and installation of joint covers may not occur.

Elements of Expansion Joint Covers

Although building expansion joint covers are designed to accommodate thermal, wind and seismic induced movement, it is seismic that rules our region. The joint itself is an open gap through a facility that divides it into two or more separate structures.

The size, or width, of the joint is part of the structure's seismic design and is properly determined by the structural engineer. Seismic joints vary from 2 to 24 inches, and may increase in size higher up the structure.

Performance issues are: range of movement, load capacity, weather and vapor control, sound and thermal insulation, and fire barrier rating.

Specifications

MasterFormat™ 2004 moved joint covers into Division 07 under 07 90 00 Joint Protection or Section 07 95 13 – Expansion Joint Cover Assemblies. It is also common practice to specify exterior roof joint assemblies in Section 07 71 29 – Manufactured Roof Expansion Joints. If both sections are used, both should require coordination with work in the other, including a coordinated shop drawing.

Specify a "building joint cover system". System includes the expansion joint, fire or other barriers, and the adjacent construction.

Performance Requirements in Part 1 or Part 2: Load criteria for floor joint covers should consider the type of traffic, pedestrian, equipment or vehicular. Loads can be specified as uniform and/or concentrated. Including a maximum deflection is good. Specify the amount of movement the joint covers should allow, from 50% to 100% of joint width. Fire barrier rating should be for the

joint cover system and should be tested per ASTM E 1966 Standard Test Method for Fire Resistive Joint Systems.

Quality Assurance in Part 1: UL 2079 can be specified for fire barrier joint cover systems, but may not be available from all manufacturers. Consider accepting testing from Intertek also. ASTM E 1399 is the cyclic movement test that assures joint cover integrity and movement through 100 to 500 cycles. Installers should be at least approved by the manufacturer, and some manufacturers provide training as well.

Mock Up and Pre-installation Conference in Part 1: Both of these requirements are a must for projects where aesthetics and performance matter (all projects). A mock up in place that can be incorporated in the work when approved will save money.

Pre-Assembled Corners and Transitions in Part 2: Especially important for exterior joint covers where weather tightness is necessary. All major manufacturers will provide this.

Examination in Part 3: Require the installer to examine conditions, to have unacceptable conditions corrected, and to approve conditions prior to beginning their work.

Inspection in Part 3: Require at least 10 percent of all types of joint be inspected by removing cover plates. Require inspection per International FireStop Council's Inspection Guidelines. Manufacturer's technical representative can provide this service.

Manufacturer in Part 2: Require joint cover assemblies from one manufacture. This will help assure acceptable transitions. The short language in this article depends on testing and field service from the manufacturer. Therefore it is wise to list acceptable manufacturers that meet these requirements.

The Construction Documents

Coordination between specifications and drawings is essential for a good result. The location and size of building joints should be determined by the end of design development. The DD specification should indicate the performance criteria for joint cover assemblies and a material indication. When considered at this time in design, they can more easily be integrated into the facility's function and aesthetics.

Resources for more learning include:

International FireStop Council's Inspection Guidelines, www.firestop.org.

MasterSpec® Supporting Documents 079500 – Expansion Control (for those who purchase MasterSpec®)

PERKY'S NOTES

By: Perky Kilbourn, CSI



First half of Perky's notes will be devoted to the 50 year celebration.

Portland Chapter of CSI was started in 1959 so it is time to start preparing for Portland Chapter of CSI's fiftieth birthday. Portland Chapter of CSI received its charter in September 1960.

The first meeting of the potential Portland Chapter was held in 1959 with the first draft of the Chapter Bylaws dated April 2, 1959. Apparently the first official chapter meeting was held in the month of June, 1959, and were attended by twenty people. The Chapter was the sixth on the west coast. The First Portland Chapter Bulletins were single sheets of pale green paper and announced the monthly meeting. These monthly meetings were held at the NECA Building 1873 S. W. Sixth Ave. which is now demolished. The First Portland Chapter President was Lowell Anderson, Vice President Ralph Appleman, and James Hickey, Treasurer. In November 1959, "The Predicator" Newsletter first appeared. Attendance was listed as twenty five at the December 1959 meeting.

Here is a list of the Active Members whose names are on the Charter with all the information about them I have been able to find so far:

Lowell F. Anderson - Architect and first President of Portland Chapter CSI.

Ralph F. Appleman -from a discussion of his life written by Bob Hesseltine with a note in Margie Largent's handwriting T.P. 6/01 (The Predicator June, 2001?) Bob said he met Ralph when Bob went to work for Edmundson, Kochendoerfer and Kennedy in 1953 and the firm was gearing up to do Woodrow Wilson High School for the Portland School District. Ralph was chief draftsman in charge of the project drawings. According to page 67 of the book One Woman's Unique Architectural Journey - The Life and Times of Mary Alice Hutchins, Mary Alice Hutchins wrote the specification for the Woodrow Wilson High School, which was the first building in Portland, Oregon to utilize lift-slab, bonded, post-tensioned construction.

Wyman K. Bear - According to pages 26 -27 of Architects of Oregon by Richard Ellison Ritz, Bear was born in St. Louis, Missouri on March 13, 1906 and died on August 14, 1973. Bear spent a lot of his career employed by A. E. Doyle but also had his own firm. Bear was a member of the Oregon State Board of Architect Examiners from 1958 to 1961 and served as its president in 1960.

Ove Carstensen - no information

Kinglsey D. Church - According to page 74 of Architects of Oregon, by Richard Ellison Ritz, Church was born in McKeesport, Pennsylvania on January 13, 1898. After working back east as a draftsman and specification writer he started working for A. Glenn Stanton. Church became a partner in 1955 and was responsible for development of specifications for the firm until his retirement about 1969. -

Donald W. Edmundson - 1904 to 1991, According to page 122 of Architects of Oregon by Richard Ellison Ritz, Edmundson opened his own office in 1943 and continued sole practice until 1953 when he formed a partnership with Neil R. Kochendoerfer. In 1962 Evan Kennedy, an engineer, was added to the partnership when it became Edmundson, Kochendoerfer & Kennedy. In the late 1960s the firm was sold to DMJM. Edmundson was active in Portland Chapter of AIA. He served as president in 1956, treasurer in 1947-1948, secretary in 1952-54 and director in 1957-1959.

Richard C. Ehmann - was a past Institute and Portland Chapter President.

Warde H. Erwin - an attorney

John W. Foster - **Robert W. Fritsch** - **Vyrl D. Goff** - no information

Edward A. Greey - worked for CH2M in Corvallis

Al M. Hansen - worked for the N. W. Plaster Bureau

J. Donald Kroeker - Consulting Mechanical Engineer who had his own firm

Stuart D. Mockford - an architect and his sister in law just died recently.

Donald B. Parks - no information

Leslie E. Poole -Structural engineer

Charles E. Selig -an architect

Kenneth G. Walter - an architect and President during the 1966 Region Conference. At the Region Conference Ken handed out three studies -

1 - A Technical Study & Outline Specification for Rough Carpentry

2 - Framing Lumber

3 - Concrete Block.

Associate Members

Albert E. Bittner - no information

Robert T. Bruce - Hartline Products Co, Inc. in 1966 Portland Chapter CSI Directory

Robert P. Burns - National Electrical Contractors Association

(continued on page 4)

PERKY'S NOTES (CONTINUED FROM PAGE 3)

By: Perky Kilbourn, CSI

George M. Cunningham

D. Robert Dimitre - Dimitre Electric Co.

James P. Durcan - no information

Paul B. Emerick contractor

James G. Fleskes - Robert W. Gamble - Russ Graham - no information

George S. Griffith - Armstrong Cork Co.

Oren A. Gustafson - L. J. Cappa & Associates

Harold Halvorson - Sheet Metal Workers Local No. 16, Financial Secretary and Business Agent

Lawrene J. Hayward - Ross B. Hammond Co.

F. C. "Mike" Henkel - U. S. Plywood Corporation

James S Hickey, Jr. - General Contractor

George B. Irish - Thomas A. Kommers - Joh W.

McCollom no information

R. E. Mohr - Mohr Inc.

Carl E. Nelson - Wayne L. Reid - James A. Rooks -

Bernie R. Stanfill - no information

Robert S. Stoneroad, Jr. - Pittsburgh Plate Glass Co. -if his wife's name is Donna then he may be in Peoria, Arizona

Kenneth LK. Tamiesie - Richard D. Wheeler - Noel

A. Wood - no information

Junior Member

Dean L. Smith Spec writer for Edmundson, Kochendoerfer, Kennedy and Traversv on 1966 directory , worked for Lawson Construction Co. 1969 roster.

Any help people would like to provide would be greatly appreciated. I am now going through the Predicators to see what interesting things happened during those early years.

On another note, The January 2008 THE SCIENTIST Supplement had an article entitled "Biofuel The Potential Magic Bullet" by Tabitha M. Powledge.

This topic has been discussed in my notes before and according to the article, DuPont's experimental station in Willmington, Delaware is continuing to discover additional ways to make biofuels besides ethanol and ethyl alcohol from corn. They are looking at producing ethanol from stover, the stalks and leaves of the corn plant as well as utilizing other plants (straws and switchgrass). There is a microorganism by the name of *Xymomonas mobilis* which can eat the sugars in the corn stalks etc and turn them into ethanol. In addition DuPont is looking at other fuels such as butanol or butyl alcohol. Butanol is more attractive than ethanol because it can be transported by pipeline and has a higher energy density. DuPont is also working on making soybeans with high oleic content. These soybeans are low in saturated fat (healthier to eat) and also useful for biodiesel fuel.

FEBRUARY MEETING RECAP

By: *Perky Kilbourn, CSI*

The Insider's Scoop on the Mall

Bob Hastings FAIA, Tri Met Agency Architect did a solo presentation on the "Big Hairy Issues" on the Portland Mall Revitalization project. Tad Savinar, Urban Design Consultant, was scheduled to join Bob, but had the flu.

The modifications to the Mall were more than just adding light rail to the downtown's 6th & 5th Avenues. Tri met wanted to create a "Great Street". They needed but didn't have a management structure with their last original Transit Mall urban renewal plan. The shop owners needed to understand specifically about what was going on outside the doors of their shops related to their shops (specific activities) as well as what was happening (what activities) in the area outside their shops related to the area (area activities).

Fifth and sixth avenues always were the main streets of downtown Portland. The 1978 Transit Mall Project was to organize Portland and get people back downtown. Downtown Portland began to have different places such as the Pioneer Court House Square and China Town. Downtown Portland also began to show its age. There was no on going maintenance schedule. As the region grows how does mass transit fit in? What do people care about?

For example at Intersections they can't do maintenance at the expense of businesses. (It doesn't work to close the business to repair the street in front of the business.) The private sector businesses wanted to control their environment. The public space needed to complement the private spaces at each station which was a place but not the place. There will be multiple places along the transit line.

The First Hairy Issue was how to get everyone to play nicely with one another. Those who use the mall included buses, people, skate boards, bicycles, cars and trains. Everyone obeying traffic signals will make it all work. Also need to arrange trains and buses so people get on and off on the right.

The Second Hairy Issue was the shelters and use of phones. People didn't want to wait in shelters where they didn't feel safe. The new shelters will be highly transparent and made of laminated structural glass. They will have wind screens The roofs will tilt up toward the building and away from the street.

The Third Hairy Issue was the brick systems which didn't work. The asphalt on concrete also didn't work so Tri-Met will use sand set Brick Pavers instead. These are a high quality Paver System and uses a "magic" sand to secure the joints. There will be leaning rails rather than benches in the shelters. Phones will be on the outside of the shelters and one can only call out.

There will be new signage and sidewalks will change texture and plantings as people go from one area to another. Tri Met got some money from PDC and talked to business owners and ask them to invest in their buildings. Business owners were asked to make their buildings investment work. Fifty seven applications anticipated - it will be a public-private partnership. The money comes back because of success of the buildings.

The main Idea is to create a community - through a process of unified cooperation so everyone wins. TriMet will use ABC & XYZ as bus designations instead of the original symbols of "rain deer, salmon, etc. Turning streets into transit-only streets didn't really work but if you make an experience worthwhile then people will come. Percentage use of Portland's Transit system is just behind New York and Chicago. People use it because it is efficient and enjoyable.

Bob closed with a experiment he did with his wife. Bob took Tri Met to the airport and his wife took their car. Leaving at the same place from downtown Portland, Bob arrived at the ticket counter at the airport before his wife did. Tri Met does work!

JANUARY MEETING RECAP

By: *Perky Kilbourn*

The first slide had a note:

Presentation can be accessed at

http://www.aia.org/econ_presentations

This will be a combination of what the slides said and the notes Perky took.

Baker considered his presentation would cover three areas: **First** - Business trends in design and construction **Second** - Construction outlook for 2008 or forecast of construction activity **Third** - How the trends will effect the key issues that is the issues facing the profession

First - Business trends in design and construction

The economy has been purring along nicely though some problems recently.

There is a strong international economy so there are opportunities for U.S. companies.

It looks like the economy is starting to slow down. The housing market is an issue because of increase in number of foreclosures. Inflation may be starting to increase. Also international tensions are effecting our economy. Looking at non-residential construction is a measure of health of industry which is good but the inquiries for new projects seem to be decreasing. There is a lot of renovation and adding on to existing buildings since the recession the first of this decade. Now economy picking up and companies are working off losses which occurred. There is a low office vacancy rate, retail construction better but hotel construction down. Institution construction driven by demographic trends not economy. Slow growth in elementary and secondary education. More growth in college and university construction. McGraw Hill Construction reports showed growth in 2007 and decline in 2008 and 2009.

Second - Construction outlook for 2008 or forecast of construction activity

Merger and acquisitions show slightly different picture - reason for merger

1. opportunity to open a new market.
- 2 greater project diversity
3. firm dominance or a vision of a big fish in a small pond
4. a specialty firm adds to credentials of the firm its acquiring

Third - How the trends will effect the key issues that is the issues facing the profession

Issues facing design and construction professions

1. Continued industry concentration and consolidation with a great number of larger players.
2. Technological investment to increase productivity - how do we interact?
3. Outsourcing design work offshore - work done outside the United States
4. Long term market demand for sustainable design when use Building Information Modeling (BIM) have
 1. high quality projects
 2. easier collaboration
 3. speed up project delivery
 4. minimize design changes so cost containment.

The timing of expenses incurred perceived as greatest concern/risk of Building Information Modeling (BIM)

Various factors include:

1. higher share of costs incurred earlier,
2. uncertainty about liability,
3. costs outweigh benefits,
- 4.lack of industry standards for software
5. unclear who owns information generated.

Managing peak workloads principal reason for outsourcing work offshore.

Lifecycle cost saving is seen as key motivation for sustainable construction with cost saving seen over the life of the building. There is a conservation of scarce resources. and for improved marketability of building.

Final slide was entitled "Summing Up" and showed first - moving into latter phase of nonresidential construction cycle; with slower growth expected.

second -condition of broader economy key determinant of nonresidential outlook; recently, outlook has become more pessimistic.

third - commercial facilities soften with weakening economy;
demographics drive institutional buildings.

fourth - industry seeing more focus on productivity gains; technology investment; sustainability features.

THE CONTACTS

PORTLAND OFFICERS & DIRECTORS

President

Doug Allen, CSI, CDT360-921-5583
ASSA ABLOY Door Security Solutions Pacific NW

President Elect

Russ Pitkin, CSI, AIA.....503-245-7100
Ankrom Moisan Associated Architects

Immediate Past President

Dennet Latham, RA, CSI, CCS.....503-872-4539
CH2M Hill

Secretary

Erica Bitterman-Ryon, CSI.....360-567-2910
Precision Images

Treasurer

Kaye Kloster, CSI.....503-227-3424
Ford Graphics

Executive Director

Jane Phifer, CSI.....503-805-2500
CSI Office - P.O. Box 5116, Salem, OR 97304

Director, Professional 2004-2008

Corey Morris, CSI,503-224-4848
Clark/Kjos

Director, Professional 2006-2008

Skip Brown, CSI, CCS, AIA.....503-827-0505
WPH Architecture

Director, Industry 2006-2007

Bud Henson, CSI,360-600-0804
Window Tech

Directory, Industry 2006-2008

Mark Reeves, CSI503-283-8822
Hanset Stainless

Director, Professional 2006-2007

Fred Herbold, CSI, CCS..... 503-445-7389
SERA Architects

Director, Industry 2006-2007

Steven Gray, CSI, CDT503-233-6016
Rodda Paint

COMMITTEE LEADERS

Awards

Denise Carpenter, CSI..... 503-720-3005

Certification

Christine Steel, CSI, CCS503-944-7367
 Fred Herbold, CSI, CCS503-445-7389

Editor

Jane Phifer, CSI.....503-805-2500

Education

Steven Gray, CSI, CDT.....360-233-6016

Continuing Education

Skip Brown, CSI, CCS, AIA.....503-827-0505

Golf Tournament

Erica Bitterman- Ryon, CSI..... 360-567-2910

Library

Perky Kilbourn, PhD, CSI.....503-244-1778

Membership - Co-Chairs

Lee Kilbourn, FCSI, CCS, FAIA.....503-417-4400
 Pat Murphy, CSI, CDT.....503-240-3955

Orientation

Jane Phifer, CSI503-805-2500

Products & Services Fair - Co-Chairs

Ed Macsisak, CSI,503-924-4106
 Co-chair vacant

Programs

Kaye Kloster, CSI503-227-3424

Publicity

Jane Phifer, CSI.....503-805-2500

Specifiers Share Group & Technical

Fred Herbold, CSI, CCS.....503-445-7389
 Co-chair vacant

Student Affiliate

Rudy Barton.....503-725-3339

Webmaster

Corey Morris, CSI503-224-4848

Portland Website
www.portlandcsi.org

INSTITUTE DIRECTORS

2007-2009

Loren Berry, CSI, CDT, AIA

Berry Architects, PC
 Ph: 541-485-3402 Fax: 541-485-3402
 Email: lberry@berryarch.com
 460 E 2nd Ave.
 Eugene, OR 97401

2007-2010

Bob Simmons, BS, CSI, CCPR

RW Simmons & Associates
 Ph: 253-946-2436
 arobertwsimmons@cs.com
 1315 S. 289th Place
 Federal Way, WA 98003

Region Website
www.csinwr.com

REGION COMMITTEES

Academic Liaison

Kit Burns, CSI, CCS, CCCA.....253-627-5599

Awards

Christine Irwin, CSI, CDT.....503-635-6227

Certification

John Jeffcott, CSI, CDT, AIA.....206-890-4189

Education

Rick Heiserman, FCSI, CCCA, AIA..503-245-7100

Electronic Communications

Rand New, CSI, CDT.....541-688-5594

Membership

Cherie McNabb, CSI, CDT.....360-281-1918

Planning

Jerry Litwin, CSI,253-584-5207

Publications

Bob Kenworthy, FCSI, CCS, CCCA..253-931-4826

Technical

vacant

Treasurer & Secretary

Marc Chavez, RA,CSI, CCS206-521-3492

NORTHWEST REGION CHAPTER MEETINGS

Cook Inlet, Anchorage, AK (Third Tuesday)

Mark Hughes, CSI.....907-267-5163

Puget Sound, Seattle, WA (Second Thursday)

Andrew Estep, CSI.....206-382-3393

Mt. Rainier, Tacoma, WA (First Thursday)

Bob Kenworthy, FCSI, CCS, CCCA..253-931-4904
 Dennis Kabba, CSI, CDT 253-627-5599

Spokane, WA (Second Thursday)

Thoms Gerard, PE, CSI, LEED-AP. 509- 328-2771

Portland, OR (Second Tuesday)

Jane Phifer, CSI.....503-805-2500

Capital, Salem, OR (Third Thursday)

Chris Veit, CSI, CCS.....503-390-0291

Willamette Valley, Eugene, OR (Last Thursday)

Melanie Wittkop-Fort, CSI541-485-0922

Idaho, Boise, ID (First Tuesday)

Karen Morris, CSI208-343-3620

Big Sky, MT

Jan O'Brien, CSI.....406-245-6363

March 2008

Sun	Mon	Tue	Wed	Thu	Fri	Sat
						1
2	3	4	5	6	7	8
9	10	11	12	13	14	15
16	17	18	19	20	21	22
23	24	25	26	27	28	29
30	31					

- 3/4 CSI Board Meeting, *Noon, TBA*
 3/6 CSI CDT study group, *Port of Portland Building*
 3/11 **CSI Chapter Meeting - Legend Homes Extreme Makeover,
Bridgeport Brew pub
 3/13 CSI CDT study group, *Port of Portland Building*
 3/13 CSI Specifiers Share Group Meeting, *Noon, ZGF*
 3/17 CSI Membership committee, *noon Macadam's Bar & Grill*
 3/20 CSI CDT study group, *Port of Portland Building*
 3/26 Program committee, *7:30 am, Nancy's Kitchen—16th & Glisan*
 3/27 CSI Specifiers Share Group Meeting, *Noon, ZGF*
 3/27 CSI CDT study group, *Port of Portland Building***

April 2008

Sun	Mon	Tue	Wed	Thu	Fri	Sat
		1	2	3	4	5
6	7	8	9	10	11	12
13	14	15	16	17	18	19
20	21	22	23	24	25	26
27	28	29	30			

- 4/1 CSI Board Meeting, *Noon, RiversEast Conference Room*
 4/8 **CSI Chapter Meeting - Common business blunders, Bridgeport**
 4/10 CSI Specifiers Share Group Meeting, *Noon, ZGF*
 4/14 CSI Membership committee, *noon Macadam's Bar & Grill*
 4/24 CSI Specifiers Share Group Meeting, *Noon, ZGF*
 4/29 Program committee, *7:30 am, Nancy's Kitchen—16th & Glisan*

May 2008

Sun	Mon	Tue	Wed	Thu	Fri	Sat
				1	2	3
4	5	6	7	8	9	10
11	12	13	14	15	16	17
18	19	20	21	22	23	24
25	26	27	28	29	30	31

- 5/6 CSI Board Meeting, *Noon, TBA*
 5/6 **CSI Portland Products & Services Conference, Convention Center**
 5/8 CSI Specifiers Share Group Meeting, *Noon, ZGF*
 5/19 CSI Membership committee, *noon Macadam's Bar & Grill*
 5/22 CSI Specifiers Share Group Meeting, *Noon, ZGF*
 5/20 Program committee, *7:30 am, Nancy's Kitchen—16th & Glisan*



Knowledge for Creating
and Sustaining
the Built Environment



Volume 47, Issue # 7

April

2008

Portland Chapter - The Construction Specifications Institute

COMMON BUSINESS BLUNDERS

Tuesday, April 8, 2008

Bridgeport Brewery
1313 NW Marshall

C.S.I. Portland Chapter
Phone: (503) 805-2500
Fax: (503) 214-8142
P.O. Box 5116
Salem, OR 97304

E-Mail:
jane@portlandcsi.org

Web site Portland Chapter:
www.portlandcsi.org

Web site Institute:
www.csinet.org

Table of Contents:

On April 8th CSI is pleased to have Michael Stone present "Common Business Blunders". He will review the ten most common business blunders construction-related companies make, and why they cost money. These mistakes include misunderstandings about pricing, contract issues, payment schedules, employees, and more. He promises to provide business fixes that save you time and money. Who is Michael Stone?

Michael Stone is a graduate of Eastern Oregon University, with a degree in Business & Construction Management and Computer Science. His expertise lies in business management solutions and computer software programs for the residential construction industry.

Starting as a "gopher" in his father's construction company in the early 50's, Michael wired his first home in 1957 and installed his first forced air heating system in 1959. He carried a plumbing license for 14 years and worked in a variety of other building trades Michael has taken more than 3700 remodeling sales calls and sold or worked on over 1500 homes and commercial buildings. Michael does fee arbitration, expert witness and neutral evaluations on construction related issues through the U.S., and is available as a coach and consultant for small business.

**Social at 5:30 PM
Dinner and Program 6:30**

Cost: \$30.00 per person with pre-paid reservations by March 7, 2007

Sponsor a table for 8 for just \$230

Assure your spot for this special event!

Late reservations – and walk-ins (as available): \$40.00 per person


Register at: www.portlandcsi.org

Questions or problems registering contact Jane Phifer :

503-805-2500 or jane@portlandcsi.org

WHAT DO YOU SAY? .. News and views from the Specifiers Share Group

By: Fred Herbold, CSI, CCS



The Expansion Joint Equation = Specifications + Installation + Verification

Last year, well last December, Specifiers' Share Group heard Chris Iliano, Western Regional representative for InPro, discuss expansion joint covers.

Chris's message was:

"Implement language in project specifications that will ensure safety of the building owner and occupants as it relates to expansion joint systems."

We at the Share Group took the message to heart. Without clear and complete specifications, proper preparation for and installation of joint covers may not occur.

Elements of Expansion Joint Covers

Although building expansion joint covers are designed to accommodate thermal, wind and seismic induced movement, it is seismic that rules our region. The joint itself is an open gap through a facility that divides it into two or more separate structures.

The size, or width, of the joint is part of the structure's seismic design and is properly determined by the structural engineer. Seismic joints vary from 2 to 24 inches, and may increase in size higher up the structure.

Performance issues are: range of movement, load capacity, weather and vapor control, sound and thermal insulation, and fire barrier rating.

Specifications

MasterFormat™ 2004 moved joint covers into Division 07 under 07 90 00 Joint Protection or Section 07 95 13 – Expansion Joint Cover Assemblies. It is also common practice to specify exterior roof joint assemblies in Section 07 71 29 – Manufactured Roof Expansion Joints. If both sections are used, both should require coordination with work in the other, including a coordinated shop drawing.

Specify a "building joint cover system". System includes the expansion joint, fire or other barriers, and the adjacent construction.

Performance Requirements in Part 1 or Part 2: Load criteria for floor joint covers should consider the type of traffic, pedestrian, equipment or vehicular. Loads can be specified as uniform and/or concentrated. Including a maximum deflection is good. Specify the amount of movement the joint covers should allow, from 50% to 100% of joint width. Fire barrier rating should be for the

joint cover system and should be tested per ASTM E 1966 Standard Test Method for Fire Resistive Joint Systems.

Quality Assurance in Part 1: UL 2079 can be specified for fire barrier joint cover systems, but may not be available from all manufacturers. Consider accepting testing from Intertek also. ASTM E 1399 is the cyclic movement test that assures joint cover integrity and movement through 100 to 500 cycles. Installers should be at least approved by the manufacturer, and some manufacturers provide training as well.

Mock Up and Pre-installation Conference in Part 1: Both of these requirements are a must for projects where aesthetics and performance matter (all projects). A mock up in place that can be incorporated in the work when approved will save money.

Pre-Assembled Corners and Transitions in Part 2: Especially important for exterior joint covers where weather tightness is necessary. All major manufacturers will provide this.

Examination in Part 3: Require the installer to examine conditions, to have unacceptable conditions corrected, and to approve conditions prior to beginning their work.

Inspection in Part 3: Require at least 10 percent of all types of joint be inspected by removing cover plates. Require inspection per International FireStop Council's Inspection Guidelines. Manufacturer's technical representative can provide this service.

Manufacturer in Part 2: Require joint cover assemblies from one manufacture. This will help assure acceptable transitions. The short language in this article depends on testing and field service from the manufacturer. Therefore it is wise to list acceptable manufacturers that meet these requirements.

The Construction Documents

Coordination between specifications and drawings is essential for a good result. The location and size of building joints should be determined by the end of design development. The DD specification should indicate the performance criteria for joint cover assemblies and a material indication. When considered at this time in design, they can more easily be integrated into the facility's function and aesthetics.

Resources for more learning include:

International FireStop Council's Inspection Guidelines, www.firestop.org.

MasterSpec® Supporting Documents 079500 – Expansion Control (for those who purchase MasterSpec®)

PERKY'S NOTES

By: Perky Kilbourn, CSI



First half of Perky's notes will be devoted to the 50 year celebration.

Portland Chapter of CSI was started in 1959 so it is time to start preparing for Portland Chapter of CSI's fiftieth birthday. Portland Chapter of CSI received its charter in September 1960.

The first meeting of the potential Portland Chapter was held in 1959 with the first draft of the Chapter Bylaws dated April 2, 1959. Apparently the first official chapter meeting was held in the month of June, 1959, and were attended by twenty people. The Chapter was the sixth on the west coast. The First Portland Chapter Bulletins were single sheets of pale green paper and announced the monthly meeting. These monthly meetings were held at the NECA Building 1873 S. W. Sixth Ave. which is now demolished. The First Portland Chapter President was Lowell Anderson, Vice President Ralph Appleman, and James Hickey, Treasurer. In November 1959, "The Predicator" Newsletter first appeared. Attendance was listed as twenty five at the December 1959 meeting.

Here is a list of the Active Members whose names are on the Charter with all the information about them I have been able to find so far:

Lowell F. Anderson - Architect and first President of Portland Chapter CSI.

Ralph F. Appleman -from a discussion of his life written by Bob Hesseltine with a note in Margie Largent's handwriting T.P. 6/01 (The Predicator June, 2001?) Bob said he met Ralph when Bob went to work for Edmundson, Kochendoerfer and Kennedy in 1953 and the firm was gearing up to do Woodrow Wilson High School for the Portland School District. Ralph was chief draftsman in charge of the project drawings. According to page 67 of the book One Woman's Unique Architectural Journey - The Life and Times of Mary Alice Hutchins, Mary Alice Hutchins wrote the specification for the Woodrow Wilson High School, which was the first building in Portland, Oregon to utilize lift-slab, bonded, post-tensioned construction.

Wyman K. Bear - According to pages 26 -27 of Architects of Oregon by Richard Ellison Ritz, Bear was born in St. Louis, Missouri on March 13, 1906 and died on August 14, 1973. Bear spent a lot of his career employed by A. E. Doyle but also had his own firm. Bear was a member of the Oregon State Board of Architect Examiners from 1958 to 1961 and served as its president in 1960.

Ove Carstensen - no information

Kinglsey D. Church - According to page 74 of Architects of Oregon, by Richard Ellison Ritz, Church was born in McKeesport, Pennsylvania on January 13, 1898. After working back east as a draftsman and specification writer he started working for A. Glenn Stanton. Church became a partner in 1955 and was responsible for development of specifications for the firm until his retirement about 1969. -

Donald W. Edmundson - 1904 to 1991, According to page 122 of Architects of Oregon by Richard Ellison Ritz, Edmundson opened his own office in 1943 and continued sole practice until 1953 when he formed a partnership with Neil R. Kochendoerfer. In 1962 Evan Kennedy, an engineer, was added to the partnership when it became Edmundson, Kochendoerfer & Kennedy. In the late 1960s the firm was sold to DMJM. Edmundson was active in Portland Chapter of AIA. He served as president in 1956, treasurer in 1947-1948, secretary in 1952-54 and director in 1957-1959.

Richard C. Ehmann - was a past Institute and Portland Chapter President.

Warde H. Erwin - an attorney

John W. Foster - **Robert W. Fritsch** - **Vyrl D. Goff** - no information

Edward A. Greey - worked for CH2M in Corvallis

Al M. Hansen - worked for the N. W. Plaster Bureau

J. Donald Kroeker - Consulting Mechanical Engineer who had his own firm

Stuart D. Mockford - an architect and his sister in law just died recently.

Donald B. Parks - no information

Leslie E. Poole -Structural engineer

Charles E. Selig -an architect

Kenneth G. Walter - an architect and President during the 1966 Region Conference. At the Region Conference Ken handed out three studies -

1 - A Technical Study & Outline Specification for Rough Carpentry

2 - Framing Lumber

3 - Concrete Block.

Associate Members

Albert E. Bittner - no information

Robert T. Bruce - Hartline Products Co, Inc. in 1966 Portland Chapter CSI Directory

Robert P. Burns - National Electrical Contractors Association

(continued on page 4)

PERKY'S NOTES (CONTINUED FROM PAGE 3)

By: Perky Kilbourn, CSI

George M. Cunningham

D. Robert Dimitre - Dimitre Electric Co.

James P. Durcan - no information

Paul B. Emerick contractor

James G. Fleskes - Robert W. Gamble - Russ Graham - no information

George S. Griffith - Armstrong Cork Co.

Oren A. Gustafson - L. J. Cappa & Associates

Harold Halvorson - Sheet Metal Workers Local No. 16, Financial Secretary and Business Agent

Lawrene J. Hayward - Ross B. Hammond Co.

F. C. "Mike" Henkel - U. S. Plywood Corporation

James S Hickey, Jr. - General Contractor

George B. Irish - Thomas A. Kommers - Joh W.

McCollom no information

R. E. Mohr - Mohr Inc.

Carl E. Nelson - Wayne L. Reid - James A. Rooks -

Bernie R. Stanfill - no information

Robert S. Stoneroad, Jr. - Pittsburgh Plate Glass Co. -if his wife's name is Donna then he may be in Peoria, Arizona

Kenneth LK. Tamiesie - Richard D. Wheeler - Noel

A. Wood - no information

Junior Member

Dean L. Smith Spec writer for Edmundson, Kochendoerfer, Kennedy and Traversv on 1966 directory , worked for Lawson Construction Co. 1969 roster.

Any help people would like to provide would be greatly appreciated. I am now going through the Predicators to see what interesting things happened during those early years.

On another note, The January 2008 THE SCIENTIST Supplement had an article entitled "Biofuel The Potential Magic Bullet" by Tabitha M. Powledge.

This topic has been discussed in my notes before and according to the article, DuPont's experimental station in Willmington, Delaware is continuing to discover additional ways to make biofuels besides ethanol and ethyl alcohol from corn. They are looking at producing ethanol from stover, the stalks and leaves of the corn plant as well as utilizing other plants (straws and switchgrass). There is a microorganism by the name of *Xymomonas mobilis* which can eat the sugars in the corn stalks etc and turn them into ethanol. In addition DuPont is looking at other fuels such as butanol or butyl alcohol. Butanol is more attractive than ethanol because it can be transported by pipeline and has a higher energy density. DuPont is also working on making soybeans with high oleic content. These soybeans are low in saturated fat (healthier to eat) and also useful for biodiesel fuel.

FEBRUARY MEETING RECAP

By: *Perky Kilbourn, CSI*

The Insider's Scoop on the Mall

Bob Hastings FAIA, Tri Met Agency Architect did a solo presentation on the "Big Hairy Issues" on the Portland Mall Revitalization project. Tad Savinar, Urban Design Consultant, was scheduled to join Bob, but had the flu.

The modifications to the Mall were more than just adding light rail to the downtown's 6th & 5th Avenues. Tri met wanted to create a "Great Street". They needed but didn't have a management structure with their last original Transit Mall urban renewal plan. The shop owners needed to understand specifically about what was going on outside the doors of their shops related to their shops (specific activities) as well as what was happening (what activities) in the area outside their shops related to the area (area activities).

Fifth and sixth avenues always were the main streets of downtown Portland. The 1978 Transit Mall Project was to organize Portland and get people back downtown. Downtown Portland began to have different places such as the Pioneer Court House Square and China Town. Downtown Portland also began to show its age. There was no on going maintenance schedule. As the region grows how does mass transit fit in? What do people care about?

For example at Intersections they can't do maintenance at the expense of businesses. (It doesn't work to close the business to repair the street in front of the business.) The private sector businesses wanted to control their environment. The public space needed to complement the private spaces at each station which was a place but not the place. There will be multiple places along the transit line.

The First Hairy Issue was how to get everyone to play nicely with one another. Those who use the mall included buses, people, skate boards, bicycles, cars and trains. Everyone obeying traffic signals will make it all work. Also need to arrange trains and buses so people get on and off on the right.

The Second Hairy Issue was the shelters and use of phones. People didn't want to wait in shelters where they didn't feel safe. The new shelters will be highly transparent and made of laminated structural glass. They will have wind screens The roofs will tilt up toward the building and away from the street.

The Third Hairy Issue was the brick systems which didn't work. The asphalt on concrete also didn't work so Tri-Met will use sand set Brick Pavers instead. These are a high quality Paver System and uses a "magic" sand to secure the joints. There will be leaning rails rather than benches in the shelters. Phones will be on the outside of the shelters and one can only call out.

There will be new signage and sidewalks will change texture and plantings as people go from one area to another. Tri Met got some money from PDC and talked to business owners and ask them to invest in their buildings. Business owners were asked to make their buildings investment work. Fifty seven applications anticipated - it will be a public-private partnership. The money comes back because of success of the buildings.

The main Idea is to create a community - through a process of unified cooperation so everyone wins. TriMet will use ABC & XYZ as bus designations instead of the original symbols of "rain deer, salmon, etc. Turning streets into transit-only streets didn't really work but if you make an experience worthwhile then people will come. Percentage use of Portland's Transit system is just behind New York and Chicago. People use it because it is efficient and enjoyable.

Bob closed with a experiment he did with his wife. Bob took Tri Met to the airport and his wife took their car. Leaving at the same place from downtown Portland, Bob arrived at the ticket counter at the airport before his wife did. Tri Met does work!

JANUARY MEETING RECAP

By: *Perky Kilbourn*

The first slide had a note:

Presentation can be accessed at

http://www.aia.org/econ_presentations

This will be a combination of what the slides said and the notes Perky took.

Baker considered his presentation would cover three areas: **First** - Business trends in design and construction **Second** - Construction outlook for 2008 or forecast of construction activity **Third** - How the trends will effect the key issues that is the issues facing the profession

First - Business trends in design and construction

The economy has been purring along nicely though some problems recently.

There is a strong international economy so there are opportunities for U.S. companies.

It looks like the economy is starting to slow down. The housing market is an issue because of increase in number of foreclosures. Inflation may be starting to increase. Also international tensions are effecting our economy. Looking at non-residential construction is a measure of health of industry which is good but the inquiries for new projects seem to be decreasing. There is a lot of renovation and adding on to existing buildings since the recession the first of this decade. Now economy picking up and companies are working off losses which occurred. There is a low office vacancy rate, retail construction better but hotel construction down. Institution construction driven by demographic trends not economy. Slow growth in elementary and secondary education. More growth in college and university construction. McGraw Hill Construction reports showed growth in 2007 and decline in 2008 and 2009.

Second - Construction outlook for 2008 or forecast of construction activity

Merger and acquisitions show slightly different picture - reason for merger

1. opportunity to open a new market.
- 2 greater project diversity
3. firm dominance or a vision of a big fish in a small pond
4. a specialty firm adds to credentials of the firm its acquiring

Third - How the trends will effect the key issues that is the issues facing the profession

Issues facing design and construction professions

1. Continued industry concentration and consolidation with a great number of larger players.
2. Technological investment to increase productivity - how do we interact?
3. Outsourcing design work offshore - work done outside the United States
4. Long term market demand for sustainable design when use Building Information Modeling (BIM) have
 1. high quality projects
 2. easier collaboration
 3. speed up project delivery
 4. minimize design changes so cost containment.

The timing of expenses incurred perceived as greatest concern/risk of Building Information Modeling (BIM)

Various factors include:

1. higher share of costs incurred earlier,
2. uncertainty about liability,
3. costs outweigh benefits,
- 4.lack of industry standards for software
5. unclear who owns information generated.

Managing peak workloads principal reason for outsourcing work offshore.

Lifecycle cost saving is seen as key motivation for sustainable construction with cost saving seen over the life of the building. There is a conservation of scarce resources. and for improved marketability of building.

Final slide was entitled "Summing Up" and showed first - moving into latter phase of nonresidential construction cycle; with slower growth expected.

second -condition of broader economy key determinant of nonresidential outlook; recently, outlook has become more pessimistic.

third - commercial facilities soften with weakening economy;
demographics drive institutional buildings.

fourth - industry seeing more focus on productivity gains; technology investment; sustainability features.

THE CONTACTS

PORTLAND OFFICERS & DIRECTORS

President

Doug Allen, CSI, CDT360-921-5583
ASSA ABLOY Door Security Solutions Pacific NW

President Elect

Russ Pitkin, CSI, AIA.....503-245-7100
Ankrom Moisan Associated Architects

Immediate Past President

Dennet Latham, RA, CSI, CCS.....503-872-4539
CH2M Hill

Secretary

Erica Bitterman-Ryon, CSI.....360-567-2910
Precision Images

Treasurer

Kaye Kloster, CSI.....503-227-3424
Ford Graphics

Executive Director

Jane Phifer, CSI.....503-805-2500
CSI Office - P.O. Box 5116, Salem, OR 97304

Director, Professional 2004-2008

Corey Morris, CSI,503-224-4848
Clark/Kjos

Director, Professional 2006-2008

Skip Brown, CSI, CCS, AIA.....503-827-0505
WPH Architecture

Director, Industry 2006-2007

Bud Henson, CSI,360-600-0804
Window Tech

Directory, Industry 2006-2008

Mark Reeves, CSI503-283-8822
Hanset Stainless

Director, Professional 2006-2007

Fred Herbold, CSI, CCS..... 503-445-7389
SERA Architects

Director, Industry 2006-2007

Steven Gray, CSI, CDT503-233-6016
Rodda Paint

COMMITTEE LEADERS

Awards

Denise Carpenter, CSI..... 503-720-3005

Certification

Christine Steel, CSI, CCS503-944-7367
 Fred Herbold, CSI, CCS503-445-7389

Editor

Jane Phifer, CSI.....503-805-2500

Education

Steven Gray, CSI, CDT.....360-233-6016

Continuing Education

Skip Brown, CSI, CCS, AIA.....503-827-0505

Golf Tournament

Erica Bitterman- Ryon, CSI..... 360-567-2910

Library

Perky Kilbourn, PhD, CSI.....503-244-1778

Membership - Co-Chairs

Lee Kilbourn, FCSI, CCS, FAIA.....503-417-4400
 Pat Murphy, CSI, CDT.....503-240-3955

Orientation

Jane Phifer, CSI503-805-2500

Products & Services Fair - Co-Chairs

Ed Macsisak, CSI,503-924-4106
 Co-chair vacant

Programs

Kaye Kloster, CSI503-227-3424

Publicity

Jane Phifer, CSI.....503-805-2500

Specifiers Share Group & Technical

Fred Herbold, CSI, CCS.....503-445-7389
 Co-chair vacant

Student Affiliate

Rudy Barton.....503-725-3339

Webmaster

Corey Morris, CSI503-224-4848

Portland Website
www.portlandcsi.org

INSTITUTE DIRECTORS

2007-2009

Loren Berry, CSI, CDT, AIA

Berry Architects, PC
 Ph: 541-485-3402 Fax: 541-485-3402
 Email: lberry@berryarch.com
 460 E 2nd Ave.
 Eugene, OR 97401

2007-2010

Bob Simmons, BS, CSI, CCPR

RW Simmons & Associates
 Ph: 253-946-2436
 arobertwsimmons@cs.com
 1315 S. 289th Place
 Federal Way, WA 98003

Region Website
www.csinwr.com

REGION COMMITTEES

Academic Liaison

Kit Burns, CSI, CCS, CCCA.....253-627-5599

Awards

Christine Irwin, CSI, CDT.....503-635-6227

Certification

John Jeffcott, CSI, CDT, AIA.....206-890-4189

Education

Rick Heiserman, FCSI, CCCA, AIA..503-245-7100

Electronic Communications

Rand New, CSI, CDT.....541-688-5594

Membership

Cherie McNabb, CSI, CDT.....360-281-1918

Planning

Jerry Litwin, CSI,253-584-5207

Publications

Bob Kenworthy, FCSI, CCS, CCCA..253-931-4826

Technical

vacant

Treasurer & Secretary

Marc Chavez, RA,CSI, CCS206-521-3492

NORTHWEST REGION CHAPTER MEETINGS

Cook Inlet, Anchorage, AK (Third Tuesday)

Mark Hughes, CSI.....907-267-5163

Puget Sound, Seattle, WA (Second Thursday)

Andrew Estep, CSI.....206-382-3393

Mt. Rainier, Tacoma, WA (First Thursday)

Bob Kenworthy, FCSI, CCS, CCCA..253-931-4904
 Dennis Kabba, CSI, CDT 253-627-5599

Spokane, WA (Second Thursday)

Thoms Gerard, PE, CSI, LEED-AP. 509- 328-2771

Portland, OR (Second Tuesday)

Jane Phifer, CSI.....503-805-2500

Capital, Salem, OR (Third Thursday)

Chris Veit, CSI, CCS.....503-390-0291

Willamette Valley, Eugene, OR (Last Thursday)

Melanie Wittkop-Fort, CSI541-485-0922

Idaho, Boise, ID (First Tuesday)

Karen Morris, CSI208-343-3620

Big Sky, MT

Jan O'Brien, CSI.....406-245-6363

March 2008

Sun	Mon	Tue	Wed	Thu	Fri	Sat
						1
2	3	4	5	6	7	8
9	10	11	12	13	14	15
16	17	18	19	20	21	22
23	24	25	26	27	28	29
30	31					

- 3/4 CSI Board Meeting, *Noon, TBA*
 3/6 CSI CDT study group, *Port of Portland Building*
 3/11 **CSI Chapter Meeting - Legend Homes Extreme Makeover,
Bridgeport Brew pub
 3/13 CSI CDT study group, *Port of Portland Building*
 3/13 CSI Specifiers Share Group Meeting, *Noon, ZGF*
 3/17 CSI Membership committee, *noon Macadam's Bar & Grill*
 3/20 CSI CDT study group, *Port of Portland Building*
 3/26 Program committee, *7:30 am, Nancy's Kitchen—16th & Glisan*
 3/27 CSI Specifiers Share Group Meeting, *Noon, ZGF*
 3/27 CSI CDT study group, *Port of Portland Building***

April 2008

Sun	Mon	Tue	Wed	Thu	Fri	Sat
		1	2	3	4	5
6	7	8	9	10	11	12
13	14	15	16	17	18	19
20	21	22	23	24	25	26
27	28	29	30			

- 4/1 CSI Board Meeting, *Noon, RiversEast Conference Room*
 4/8 **CSI Chapter Meeting - Common business blunders, Bridgeport**
 4/10 CSI Specifiers Share Group Meeting, *Noon, ZGF*
 4/14 CSI Membership committee, *noon Macadam's Bar & Grill*
 4/24 CSI Specifiers Share Group Meeting, *Noon, ZGF*
 4/29 Program committee, *7:30 am, Nancy's Kitchen—16th & Glisan*

May 2008

Sun	Mon	Tue	Wed	Thu	Fri	Sat
				1	2	3
4	5	6	7	8	9	10
11	12	13	14	15	16	17
18	19	20	21	22	23	24
25	26	27	28	29	30	31

- 5/6 CSI Board Meeting, *Noon, TBA*
 5/6 **CSI Portland Products & Services Conference, Convention Center**
 5/8 CSI Specifiers Share Group Meeting, *Noon, ZGF*
 5/19 CSI Membership committee, *noon Macadam's Bar & Grill*
 5/22 CSI Specifiers Share Group Meeting, *Noon, ZGF*
 5/20 Program committee, *7:30 am, Nancy's Kitchen—16th & Glisan*



Knowledge for Creating
and Sustaining
the Built Environment



Volume 47, Issue # 8

June 2008

Portland Chapter - The Construction Specifications Institute

C.S.I. Portland Chapter
Phone: (503) 805-2500
Fax: (503) 214-8142
P.O. Box 5116
Salem, OR 97304

E-Mail:
jane@portlandcsi.org

Web site Portland Chapter:
www.portlandcsi.org

Web site Institute:
www.csinet.org



boora



TOUR OF THE ENCORE & AWARDS GALA Tuesday, June 10, 2008

Meet at Encore Lobby 4:15 PM
(9th & Overton) dinner to follow tour at
Bridgeport Brewery

Join us for a tour of the newest building for Hoyt Street Properties. The Encore creates a gateway to the Pearl District, a connector to the redeveloped Centennial Mill, and a southeastern edge to the Pearl's new Neighborhood Park. The 16-story building includes 177 market-rate studio, 1- and 2-bedroom condos, townhouses, and live/work lofts. Set over three floors of parking, the units will enjoy distinctive river and park views. With unprecedented connections to the new two-block green space, the Encore is virtually a building within a park.

NOTE: HARD HATS & CLOSED TOE SHOES REQUIRED.

Tour starts at 4:30 PM
Dinner and Program 6:00 PM
Awards 7:00 PM

We will also be giving awards to colleagues who have supported Portland Chapter CSI. Come support your friends from CSI.

**Dinner will be at Bridgeport Brewery after the tour.
1313 NW Marshall**

Cost: \$30.00 per person with pre-paid reservations by June 6, 2008
Assure your spot for this special event!
Late reservations – and walk-ins (as available): \$40.00 per person

Register at: www.portlandcsi.org

Questions or problems registering contact Jane Phifer : 503-805-2500 or
jane@portlandcsi.org

PRESIDENT ELECT MESSAGE

By: Russ Pitkin, CSI, AIA

I would like to thank Doug Allen for his two years of service as president, and the board of directors who volunteer their time on your behalf to provide you, our membership, quality services and programs year after year.

When I take over the CSI Portland Chapter President position in July of this year, there are a number of items that will require attention, but one item at the top of the list will be improving our volunteer base. It is difficult to continually have a few carry the load for many year after year so I would like to encourage all to actively participate in committees and events.

This is your organization and it is only as good as you make it. Participation does not have to be a time burden when everyone participates. You will find it does not take much of your time individually, but with everyone's help it makes a huge difference in lightening the load of those who have been consistently giving huge amounts of time for the chapter's benefit.

I know everyone is busy. There are never enough hours in the day to put out all the fires and give your personal life the attention it needs. Does this sound familiar? What I found through my association with CSI members is a wealth of knowledge, experience, and general information which meant I didn't actually have to know or research everything. It has also opened my eyes to better and sometimes more efficient ways of doing things that saved me work time. All this through getting to know a greater number of CSI members by being active in committees and on the board, and it has improved my time crunch issues to the point I can be your chapter president. Seriously though, my associations with members has improved and enriched my professional and personal life. I know I always have a sense of personal satisfaction and fulfillment when I know I have been able to help someone and I am sure you have experienced this yourself.

When president, I will work on a number of areas where we can improve the vitality of our chapter to return it to a stronger healthier level all enjoyed a few decades earlier. This is a daunting task when you think about it, and it will not happen over night or without the help of every single member in this chapter. We all need to pull together and concentrate on the areas where we have fallen behind first; but also the leadership needs and

welcomes input from you, our membership, to help continually improve our chapter even further in quality of services and programs the chapter provides.

I would like every member to take a moment right now to consider what the most important part of CSI is to you, and ways we can improve upon it. I don't mean you have to come up with all the solutions, although if you have some I welcome your suggestions, but I mean your thoughts on what our end results should be. What are you looking for CSI to be for you? I want all of you to email your thoughts to me at russp@amaa.com or send me a letter with your ideas and thoughts. This will also give me an idea of how many of our membership actually read the *Predicator*.

At the same time I look for the continued support of those who have faithfully supported this chapter year after year in our fund raising efforts through sponsorships and attendance at scheduled activities. We can't have a successful chapter without this kind of participation and commitment from you the chapter members. When we all work together it doesn't take much time individually and everyone benefits from that added bit of participation.

A very important area to improve is our award winning newsletter. It is not currently winning any awards as some months we cannot scrape together enough articles to justify publishing a letter. This is an extremely important communication tool for our chapter and it needs help from the membership.

We need contributors who can write articles or have articles that they have published in other industry magazines or newsletters. We can spread this around to any number of chapter members who have knowledge in the different areas of construction and are willing to share their experience and expertise with others. I am looking for those of you in the membership that can provide educational information on industry topics to pass on to architectural and engineering specifications writers. "Knowledge for creating and sustaining the built environment" needs to be shared with our membership to help build a stronger construction community in our chapter and region.

(CONTINUED ON PAGE 3)

PRESIDENT ELECT MESSAGE

(CONTINUED FROM PAGE 2)

Areas I would like to concentrate on in the coming year are:

- Improving our communications and networking with other associations and organizations like AIA, USGBC, to name a few, to develop symbiotic relationships. I would like everyone's thoughts on this also. Are there organizations you belong to that you feel could benefit from a relationship with our CSI Chapter or are there organizations we already have a relationship with that you would like to see strengthened?
- Ed Macsisak, Chair of the Products and Services Conference Committee has a huge task each year to deal with. It is already time to start the planning for next year's Portland Products and Services Conference. We need to line up seminars and a keynote speaker. Are we moving in the right direction with this way of running the conference? I have heard suggestions for making it similar to the Puget Sound Chapter's conference. Is this something we should try? Should we keep it as is and start to improve on it? I need your help and suggestions.
- Our Treasurer, Kaye Kloster and Chair of the Programs Committee have done a fantastic job to keep churning out quality programs year after year. This committee through attrition has lost some of its numbers and we need to reinforce this committee to keep it strong and infuse it with new ideas for programs. If you have ideas for programs, I want to hear them. If this sounds like a committee you would be interested in joining, let me know.
- Christine Steel, Chair of the Certifications Committee, will be stepping down from her position. We need to keep this committee strong so that we can continue to provide the educational classes for the CDT and other certifications. I taught one of the CDT classes this year and found it to be very enjoyable to help pass on my knowledge to those coming up in the industry. The presentation material was provided to me by the committee. I reviewed it and then presented it. Not much to it because it is what I do everyday, but to those coming up in the industry it is invaluable information to improve and strengthen their understanding and abilities. Again we have the few who do this year after year. If this sounds like something you would be interested in doing let me know.
- Steve Gray, Chair of the Educational Committee with the committee members have been exploring educational opportunities for chapter fund raising. A number of our committee members, myself included, taught classes at the Western Oregon and Southwest Washington Regional Training Center for Painters, Drywall Finishers and Allied Trades Apprenticeship program earlier this year. It was an enriching experience. This program went very well and holds promise to become a continuing relationship, and opportunity to expand membership. There is opportunity for expanding this without too much effort. If this sounds like a committee you would be interested in joining, let me know.
- Lee Kilbourn and Pat Murphy, Co-Chairs of our Membership Committee, with the committee members, myself included, meet once a month to help keep and expand our membership. If this sounds like something you would like to help with, let me know.
- Fred Herbold Chairs the Specifiers Share Group. Isaac Tevet is stepping down from his Co-Chair position and we need someone to help co-chair this group. If this sounds like something you would be interested in doing let me know.
- We have an open Chair for the Orientation Committee. Meeting and greeting new members and introducing them to the Officers and Board of Directors during a yearly orientation meeting prior to monthly meeting. We failed to put together an orientation meeting in the first part of this year; not a good representation of our organization for new members. There is not much to this but without someone at this post it is an item that slipped through the cracks and I would like to get this position filled so there are less cracks for things to slip through. If this sounds like a committee you would be interested in joining, or heading up let me know.

I have just these few items on my agenda for this year and your help with any of them would be greatly appreciated.

WHAT DO YOU SAY? .. News and views from the Specifiers Share Group

By: Fred Herbold, CSI, CCS



VOCs and Controlled Hazardous Materials in Paints and Coatings

In March of this year Torin Mowbray, CSI, Tnemec Northwest presented a seminar on controlled air pollutants to Portland Chapter Specifiers' Share Group. Torin discussed various pollution regulations for paints and coatings in the United States and compared them. He talked about the history and near future of air pollution regulations and their affect on the paints and coatings industry. Torin concluded with recommendations for specification language and products that will comply with future rules.

Acronyms: Learning the Lingo

For brevity in this article and so readers can become familiar with clean air terminology, here are the acronyms for regulators, regulations and what they regulate:

CAA: Clean Air Act, US law that authorizes and directs national regulation of air pollutants.

EPA: Environmental Protection Agency, tasked with writing and enforcing regulations.

OTC: Ozone Transport Commission, Northeast and Mid Atlantic States.

LADCO: Lake Michigan Air Directors Consortium: IL, IN, MI, WI.

MRPO: Midwest Regional Planning Organization: IL, IN, MI, OH, WI.

CARB: California Air Resources Board: CA except South Coast.

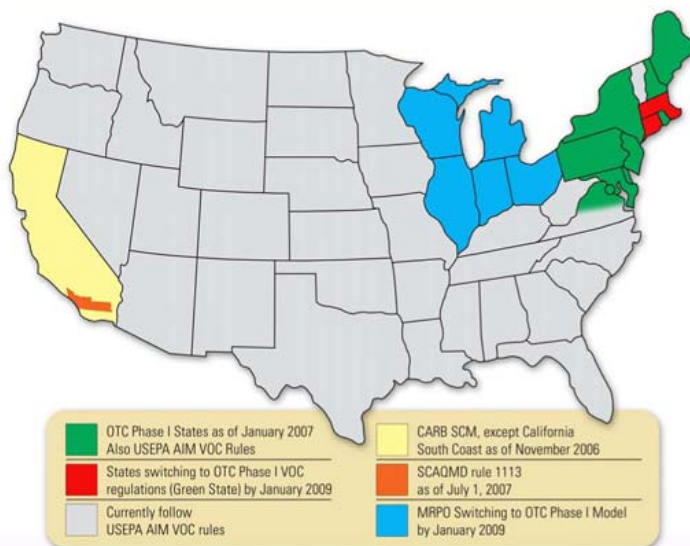
SCAQMD: South Coast Air Quality Management District: 4 Counties in the LA Basin. The most aggressive rules in USA. Adopted by LEED for indoor air quality requirements for paint.

HAP: Hazardous Air Pollutants, List of chemicals and particulate that are known to cause air pollution.

VOC: Volatile Organic Compound, compounds identified and measured according to EPA standards.

AIM: Architectural, Industrial and Maintenance coatings, regulated paints and coatings that are divided into about 60 defined categories for regulation.

NESHAP: National Emissions Standard for Hazardous Air Pollutants, EPA regulations for manufacturing and industrial sources of air pollution.



National Matrix of Regulations

The map above shows where regulations differ across the US. These regulations are for “Field Applied AIM VOCs”. Firms with national clients who wish to only comply with local regulations should pay particular attention to this distribution of regulations.

History and Near Future

Clean air and air pollution have been public issues for centuries. In 1306 King Edward I of England issued a proclamation banning the use of sea coal in London due to the smoke it caused. Over the next few centuries, additional efforts were made in Great Britain to reduce the amount of smoke in the air. The first attempt to control air pollution in the United States occurred during the industrial revolution. The cities of Chicago and Cincinnati enacted clean air legislation in 1881. Subsequently, other cities, towns, and regions slowly began enforcing their own clean air policies.

At the beginning of this century, the Bureau of Mines, under the Department of the Interior, created an Office of Air Pollution to control smoke emissions, but the office was soon eliminated due to inactivity. During the late 1940s serious smog incidents in Los Angeles and Donora, Pennsylvania raised public awareness and concern about this issue once again. In 1955, the federal government decided that this problem needed to be dealt with on a national level.

(continued on page 5)

WHAT DO YOU SAY? .. News and views from the Specifiers Share Group (continued)

The [Air Pollution Control Act of 1955](#), was the first in a [series of clean air and air quality control acts](#) which are still in effect and continue to be revised and amended.



Massive smog episode in NYC 1963

The original act in 1955 was concerned with six pollutants: carbon-monoxide, lead nitrogen-dioxide, ozone, particulates, and sulfur-dioxide. Today's regulation of VOCs in paints and coatings, AIM, is a result of controlling ozone. EPA writes the National AIM Rule to establish a minimum compliance level for the States. Some States or Regions write more strict rules as shown on the map above.

The Good news for 2009 is some consolidation of the rules and regions. Nationally, you should have to know only four standards: National AIM Rule; OTC; CARB; SCAQMD. You don't really have to "know" the National AIM Rule because manufacturers have to comply. OTC and CARB rules differ only that OTC allows higher VOCs for "High Gloss".

The difficulty with VOC levels is they are reduced almost yearly. The most aggressive standard, SCAQMD, has a matrix of VOC levels for coating category over time. You can have a look at the Table on Page 10 of this PDF: <http://www.aqmd.gov/rules/reg/reg11/r1113.pdf>

It is interesting that some regions are discussing increasing their regulations by adopting SCAQMD Rule 1113 at prior levels. As Torin did, this article will look at the rules that will be in effect on January 2, 2009. Taking one example as Torin did, Industrial Maintenance Category, the various VOC limits line up thus:

National AIM: 340 g/L
 OTC & CARB: 250 g/L
 SCAQMD: 100 g/L

USGBC LEED and IAQ

The drafters of LEED credits lean on the most aggressive standards available. The credit for indoor air quality paints and coatings uses SCAQMD Rule 1113 for interior paints and coatings. Therefore, the typical LEED Project will require lower VOC levels complying with SCAQMD for interior products, while allowing higher VOC levels for exterior products that comply with the local rule. In Oregon, we need only comply with the National AIM Rule.

However, all projects in the Los Angeles basin must comply with SCAQMD Rule 1113 for both interior and exterior AIM. The products are available. Specifiers who want to "green" their master specifications should consider requiring compliance with SCAQMD for all AIM. The link to Rule 1113 above will help identify both the VOC levels and scope of the requirement.

Table of VOC Limits – grams / liter Jan 2009

Category	Nat'l AIM	OTC	SCAQMD
Clear Wood Finish	350-725	350-725	275
Concrete Curing	350	350	100
Dry-Fog coating	400	400	150
Flats	100	100	50
Floor Coatings	250	250	50
Industrial Maintenance	340	250	100
Non-Flats	150	150	50
Non-Flat, High Gloss	250	250	50
Primers	200	200	100
Quick-Dry Primers	200	200	100
Rust Prev Coatings	400	400	100
Traff Coat(marking?)	150	150	100
Waterproof Concrete	400	400	100

* While assembling this chart, some research suggested that EPA's National AIM Rule will follow OTC.

* Only selected categories are listed for general comparison.

(Continued on page 7)

PERKY'S NOTES

By: Perky Kilbourn, CSI



Hurrah - somebody reads "Perky's Notes"!

On Tuesday, March 3, 2008, Philip McCurdy, Architect, read "Perky's notes" to Rosalie Novak Hayward. Lawrence Hayward was Philip McCurdy's Father-in-Law. I then

received a phone call from Rosalie Novak Hayward. Rosalie advised she had been told that the only information I had published in the March issue of *The Predicator* was that her husband (Lawrence J. Hayward) had been with Ross B. Hammond Co. She then provided me with additional information about Hayward.

After Hayward left Ross B. Hammond Co., he went to work for Todd Building Company. Hayward then retired from Todd Building Company at age 70. Hayward had been their Chief Estimator. Before retirement, at age 65, Hayward had taken up golf, and played golf after his retirement until he died on August 21, 2002.

Rosalie Novak Hayward then advised that she had also worked for Ross B. Hammond Co. since 1942. In fact, she was working there in 1970 when Lawrence's wife died. Lawrence and she were married in 1973 after knowing each other for twenty five years at Ross B. Hammond Co.

Another bit of information that I learned was the connection between Rosalie Novak Hayward and WIC (Women in Construction - later to be known as NAWIC - the National Association of women in Construction). Rosalie Novak started WIC in Portland in 1961 before she married Lawrence Hayward. WIC helps women understand the construction industry when no mentors are available.

APRIL MEETING RECAP

By: Perky Kilbourn, CSI

April 2008 Portland Chapter CSI Meeting was entitled Common Business Blunders and How to Prevent Them.

Michael Stone, of Construction Programs & Results was the speaker and told us how he helps construction contractors build successful companies. Stone considers himself a coach rather than a consultant and his brochure has some quick tips for contractors which are

- 1) Never cut prices to get a job.
- 2) Don't do cost plus or time and materials unless it is service work.
- 3) Give away one business card each day to someone you don't know.
- 4) Return all phone calls the same day (or early the next day).
- 5) Get written quotes on all items over \$300 from subcontractors and suppliers.
- 6) Have a good advertising program in place.
- 7) Get outside help if you are in the red - the sooner the better.

Stone began his slide presentation with some statistics on Construction Failure Rates. This was followed by a discussion of what he feels causes most failures - incorrect pricing. Companies often think Market Based Pricing - what is the competition doing? - rather than - how can I be profitable? - Cost Based Pricing. He then showed a slide of warning signs of financial problems within a company which lead him immediately into a discussion of pricing. Stone felt very strongly that you should pay yourself first. In setting up a contract estimate the cost of the job and a markup plus a minimum of 10%. You should allow for change work orders and have customer pay for change work orders.

As might be expected, Cash Flow Problems get a lot of companies in trouble. The companies are not charging enough for their work.. Too many employees for the volume of work and improper payment schedule on contracts. He concluded with a slide discussing budgets and then referred to his web page which is supposed to contain 23 reasons not to do cost plus work or time and material work except for service work. To finish a job properly one needs a punch list which includes the final day of the job and when the final check is due. His concluding slide gave his Newsletter and Blog - the home page for his web site www.markupandprofit.com. Though his main audience was the general contractor much of his advice was useful for other businesses.

NESHAP - Target HAPs

EPA writes rules for manufacturing and industrial processes that improve air quality. In general these regulations do not directly affect construction, and specifiers need pay no heed. However, the rule that regulates certain "Target HAPs" will have its scope broadened in January 2009.

The "Target HAPs" include heavy metals chromium, lead, manganese, nickel and cadmium and OSHA listed carcinogens that are contained in a spray-applied coating. Currently only "major sources" like paint manufacturers and large-scale manufacturing are regulated. However, beginning January 1, "areas sources" will be regulated; this includes small metal coating operations like steel fabricators.

Any coating operation that sprays metal or plastic and uses materials containing Target HAPs must register with EPA and comply with the Rules. It looks like a lot of time and expense. Here's a sample of a Q-A sheet issued by PPG to their customers: [http://
corporateportal.ppg.com/NR/rdonlyres/9455E2B1-
5563-42D8-BCAD-47E331EFD96C/0/
FAQ_HHHHHH.pdf](http://corporateportal.ppg.com/NR/rdonlyres/9455E2B1-5563-42D8-BCAD-47E331EFD96C/0/FAQ_HHHHHH.pdf)

Wise specifiers will assure the shop applied primers and coatings they specify do not contain Target HAPs. Either check the MSDS sheet for named products or require that products contain no Target HAP.

Recommended Specification Language

- * List VOC limitations that exceed EPA either by categories used in the project or by product.
- * Define VOC content when calculated according to 40 CFR 59, Subpart D (EPA Method 24).
- * Specify that shop applied primers and coatings contain zero Target HAP as defined in NESHAP.
- * Consider listing Target HAP: chromium, lead, manganese, nickel and cadmium and OSHA listed carcinogens in 29 CFR 1910.1200(d)(4).
- * Require MSDS informational submittal.

Spring CDT Pass List is Published

Congratulations to New CDTs

Please join the Portland Chapter CSI congratulating new Construction Documents Technologists in the Portland-Vancouver Metropolis:

- Sandy Betts, CDT – DeaMor Associates
- Rich Boyle, CDT - WRG Design
- Brian Butterfield, CDT – DeaMor Associates
- Christyn Halliday, CDT – Hoffman Construction
- Amy Faucon, CDT – Ankron Moisan Associated Architects
- James Miller, CDT – DeaMor Associates
- Kimberly Preiss, CDT – DeaMor Associates
- Michelle Walker, CDT – Port of Portland.

This was the first time the CDT exam was administered electronically. There were many questions and some apprehension, but it seems all went well.

Candidates had a choice of several locations in the Metropolitan area. The test was administered by Prometrics, the same service that administers professional exams and the USGBC LEED AP exam. Candidates also had a choice of day and time to schedule their exam, from March 31 through April 5.

All the new CDTs above attended Portland Chapter's CDT Study Classes. We'd like to thank the instructors who volunteered their time: Jody Moore, Rick Heiserman, Russ Pitkin, Dennet Latham, Skip Brown, and Fred Herbold. Special thanks to Certification Chair Christine Steel for hosting all 8 sessions and meeting, arranging the meeting space and equipment, and coordinating the entire effort.

You may find a friend's or associate's new CDT status at CSInet by following Certification to this PDF: [http://
www.csinet.org/s_csi/docs/15800/15760.pdf](http://www.csinet.org/s_csi/docs/15800/15760.pdf)

A hardy "Well Done" to all.

THE CONTACTS

PORTLAND OFFICERS & DIRECTORS

President

Doug Allen, CSI, CDT360-921-5583
ASSA ABLOY Door Security Solutions Pacific NW

President Elect

Russ Pitkin, CSI, AIA.....503-245-7100
Ankrom Moisan Associated Architects

Immediate Past President

Dennet Latham, RA, CSI, CCS.....503-872-4539
CH2M Hill

Secretary

Erica Bitterman-Ryon, CSI.....360-567-2910
Precision Images

Treasurer

Kaye Kloster, CSI.....503-227-3424
Ford Graphics

Executive Director

Jane Phifer, CSI.....503-805-2500
CSI Office - P.O. Box 5116, Salem, OR 97304

Director, Professional 2004-2008

Corey Morris, CSI,503-224-4848
Clark/Kjos

Director, Professional 2006-2008

Skip Brown, CSI, CCS, AIA.....503-827-0505
WPH Architecture

Director, Industry 2006-2007

Bud Henson, CSI,360-600-0804
Window Tech

Directory, Industry 2006-2008

Mark Reeves, CSI503-283-8822
Hanset Stainless

Director, Professional 2006-2007

Fred Herbold, CSI, CCS..... 503-445-7389
SERA Architects

Director, Industry 2006-2007

Steven Gray, CSI, CDT503-233-6016
Rodda Paint

COMMITTEE LEADERS

Awards

Denise Carpenter, CSI..... 503-720-3005

Certification

Christine Steel, CSI, CCS503-944-7367
 Fred Herbold, CSI, CCS503-445-7389

Editor

Jane Phifer, CSI.....503-805-2500

Education

Steven Gray, CSI, CDT.....360-233-6016

Continuing Education

Skip Brown, CSI, CCS, AIA.....503-827-0505

Golf Tournament

Erica Bitterman- Ryon, CSI..... 360-567-2910

Library

Perky Kilbourn, PhD, CSI.....503-244-1778

Membership - Co-Chairs

Lee Kilbourn, FCSI, CCS, FAIA.....503-417-4400
 Pat Murphy, CSI, CDT.....503-240-3955

Orientation

Jane Phifer, CSI503-805-2500

Products & Services Fair - Co-Chairs

Ed Macsisak, CSI,503-924-4106
 Co-chair vacant

Programs

Kaye Kloster, CSI503-227-3424

Publicity

Jane Phifer, CSI.....503-805-2500

Specifiers Share Group & Technical

Fred Herbold, CSI, CCS.....503-445-7389
 Co-chair vacant

Student Affiliate

Rudy Barton.....503-725-3339

Webmaster

Corey Morris, CSI503-224-4848

Portland Website
www.portlandcsi.org

INSTITUTE DIRECTORS

2007-2009

Loren Berry, CSI, CDT, AIA

Berry Architects, PC
 Ph: 541-485-3402 Fax: 541-485-3402
 Email: lberry@berryarch.com
 460 E 2nd Ave.
 Eugene, OR 97401

2007-2010

Bob Simmons, BS, CSI, CCPR

RW Simmons & Associates
 Ph: 253-946-2436
 arobertwsimmons@cs.com
 1315 S. 289th Place
 Federal Way, WA 98003

Region Website
www.csinwr.com

REGION COMMITTEES

Academic Liaison

Kit Burns, CSI, CCS, CCCA.....253-627-5599

Awards

Christine Irwin, CSI, CDT.....503-635-6227

Certification

John Jeffcott, CSI, CDT, AIA.....206-890-4189

Education

Rick Heiserman, FCSI, CCCA, AIA..503-245-7100

Electronic Communications

Rand New, CSI, CDT.....541-688-5594

Membership

Cherie McNabb, CSI, CDT.....360-281-1918

Planning

Jerry Litwin, CSI,253-584-5207

Publications

Bob Kenworthy, FCSI, CCS, CCCA..253-931-4826

Technical

vacant

Treasurer & Secretary

Marc Chavez, RA,CSI, CCS206-521-3492

NORTHWEST REGION CHAPTER MEETINGS

Cook Inlet, Anchorage, AK (Third Tuesday)

Mark Hughes, CSI.....907-267-5163

Puget Sound, Seattle, WA (Second Thursday)

Andrew Estep, CSI.....206-382-3393

Mt. Rainier, Tacoma, WA (First Thursday)

Bob Kenworthy, FCSI, CCS, CCCA..253-931-4904
 Dennis Kabba, CSI, CDT 253-627-5599

Spokane, WA (Second Thursday)

Thoms Gerard, PE, CSI, LEED-AP. 509- 328-2771

Portland, OR (Second Tuesday)

Jane Phifer, CSI.....503-805-2500

Capital, Salem, OR (Third Thursday)

Chris Veit, CSI, CCS.....503-390-0291

Willamette Valley, Eugene, OR (Last Thursday)

Melanie Wittkop-Fort, CSI541-485-0922

Idaho, Boise, ID (First Tuesday)

Karen Morris, CSI208-343-3620

Big Sky, MT

Jan O'Brien, CSI.....406-245-6363

CSI 2008 CSI Golf Tournament

Dear Industry professionals,

The Construction Specification Institute Portland Chapter would like invite all members of the A/E/C industry to participate in its annual golf tournament at Lewis River Golf Course.

By combining business and pleasure for all levels of golf enthusiast, the CSI Invitational provides a great opportunity to meet new people who share common interest in the A/E/C Industry. Teams are encouraged to include one person from each of the A/E/C professions. Once again, you may assemble your own foursome of friends or colleagues. We anticipate another full playing field this year and entries are accepted on a first come, first serve basis. Reservations are not final until payments are received.

Payments can be made on line at www.portlandcsi.org or you can mail checks to 1002 Main Street, Vancouver WA. 98665.



CSI Lewis River Golf Course

Friday Aug 22nd , 2008

PLACE: Lewis River Golf Course
3209 Lewis River Road
Woodland, WA 98674
(360) – 225-8254
www.lewisrivergolf.com

TIME: 1:00 pm Shot Gun Start
11:30 am Registration Starts

Each player will tee off, then team members will Select the best shot of the four. All players hit from the best selected tee shot and play their own ball for the remainder of the hole.

For Questions or Registration
CSI Golf Committee Chair
Erica Bitterman-Ryon
ebitterman@precisionimages.com
Ph: 360-567-2910
Fax: 360-567-2912

Sponsors, contributors, tee and raffle prizes are needed, please contact Erica for the level of sponsorship you would like and if you would like to supply any logo items or raffle prizes. Items can be dropped off or sent ahead of time to Precision Images
C/O CSI GOLF Tournament:
1002 Main Street,
Vancouver, WA 98660.
Sponsors can also register on line for their level and team or players. www.portlandcsi.org

CSI 2008 CSI Golf Tournament

We would like to recognize the generosity of the following firms for making the 2007 CSI Golf Tournament a successful and entertaining event, I could not do this without all of you..... Thank You !!!

2007 GOLD SPONSORS

Miller Paint
Precision Images

2007 SILVER SPONSORS

DeaMor & Associates

2007 HOLE SPONSORS

Atlas Supply
Cetco
Cosella-Dorken
Forbo Flooring
Ford Graphics
Fypon
Logo Golf Gloves
McGraw-Hill Construction Dodge
Oldcastle Glass
Parker Paint
Professional Roof Consultants
Rodda Paint
Roggenkamp Erickson & Associates
Ross & Associates
TOTO/Western States Sales
Western Construction Services
Window Tech Inc.

2007 KP/LD SPONSORS

Custom Windows
Guardian Industries
Headwater Resources
T & A Supply



**2008 CSI Golf Tournament
Registration Form**

Please register before August 15th, 2008

Individual \$95/ person

Four Player Team \$380 / Foursome

Includes 18 hole with cart, range balls, green fees, tee prizes, box Lunch, post awards dinner with raffle prizes

Team Captain: _____

Email: _____

phone: _____

Firm Name: _____

Player 2: _____

Email: _____

phone: _____

Firm Name: _____

Player 3: _____

Email: _____

phone: _____

Firm Name: _____

Player 4: _____

Email: _____

phone: _____

Firm Name: _____

Check Sponsor Level

Platinum Sponsor \$5000

Gold Sponsor \$1500

Silver Sponsor \$ 750

Hole Sponsor \$ 350

KP/LD Sponsor \$ 200

Total Enclosed \$ _____

Please make checks payable to CSI/Portland Chapter or register on line At www.portlandcsi.org . Send checks to C/O Portland CSI 1002 Main Street, Vancouver, WA 98660.

Precision Images
C/O CSI GOLF Tournament:
1002 Main Street, Vancouver, WA 98660



**2008 CSI
PORTLAND CHAPTER
GOLF TOURNAMENT**



**FRIDAY, AUGUST
22ND, 2008**

Lewis River Golf Course
3209 Lewis River Road
Woodland, WA 98674



LEED for Commercial Interiors Technical Review Workshop Certification Requirements and Process

Are you ready to enter the rapidly growing green building market?

LEED® for Commercial Interiors is the green benchmark specifically for the tenant improvement market. Attend the LEED for Commercial Interiors Technical Review Workshop presented by the U.S. Green Building Council to gain the knowledge needed to enhance project performance, achieve certification and prepare for the LEED Professional Accreditation Exam.

WHY LEARN ABOUT LEED?

The USGBC's LEED for Commercial Interiors Green Building Rating System™ gives the power to make green interiors choices to tenants and designers, who do not always have control over whole building operations. You will learn how to successfully develop a high-performance interior that is a healthier place to work, is less costly to operate and maintain, and reduces the environmental footprint. The LEED for Commercial Interiors rating system is already being used across the country and demand for expertise continues to grow. Attend this technical review workshop and learn how to get involved with this growing trend.

WHO SHOULD ATTEND?

Industry professionals seeking to increase their understanding of the LEED for Commercial Interiors Rating System and green building strategies, benefits and resources:

- Tenants
- Contractors
- Developers
- Manufacturers
- Designers
- Consultants
- Engineers

WHAT'S COVERED

- LEED for Commercial Interiors:
 - Technical requirements
 - Certification process
 - Project case studies and strategies
- Green building costs and benefits
- Available tools and resources

CONTINUING EDUCATION CREDITS AVAILABLE



HOST



CASCADIA

GOLD SPONSORS



Presented by NW Natural

June 17, 2008
8:30 am – 5:00 pm
Portland, OR
NW Natural
220 NW Second Avenue
4th Floor Hospitality Room
Portland, OR 97210

FACULTY

USGBC workshops are conducted by the top green building practitioners in the country. The following instructors are currently scheduled for this workshop (subject to change):

Elaine Aye
Nina Tallering

REGISTRATION

To register for this or any USGBC workshop, visit www.usgbc.org/workshops/register

FEES	USGBC MEMBERS*	NON-MEMBERS
Early	\$345	\$445
Late (begins 06/10/08)	\$375	\$495

Students **\$150 (limited availability)**

(FULL-TIME STUDENTS ONLY, VERIFICATION REQUIRED)

For info on student rates and all workshop inquiries, contact workshop@usgbc.org or call 800-795-1747.

Fee Includes:

- Online access to LEED for Commercial Interiors Reference Guide for one year and a discounted price on one print edition (\$125 + S&H) when purchased at registration
- Educational handouts
- Continental breakfast, lunch and refreshment breaks

In the event the minimum attendance of 25 is not reached, USGBC reserves the right to cancel the workshop up to one week prior. All attendees will be contacted directly by USGBC in the event that the workshop is cancelled.

Join USGBC today and start saving!
Members receive discounted rates on all workshop offerings and reference materials.

**Attendees whose firms are national members of USGBC.*



Building
Enclosure
Council

WINDOW FLASHING RODEO

Thursday, June 5, 2008 Pre-Design Meeting: 12:00 - 1:30 pm
At AIA Conference Center, 403 NW 11th Ave., Portland, OR

Saturday, June 14, 2008 Rodeo Workshop: 8:30 am - 3:00 pm
At Walsh's Construction Yard, 2900 SW 1st Ave., Portland, OR

The Portland, Oregon chapter of the Building Enclosure Council (BEC) will hold a window flashing workshop to explore the mysteries behind proper window flashing techniques.

The "Rodeo" teams will be comprised of workshop participants including architects and interns, contractors, trades-people, and students. Each team will design their own flashing assembly that they will build in a day-long workshop. Every team will be provided with a wall mock-up with a rough opening and a standard nail-flange window. The teams will design their window installation so that it conforms to:

- 2005 Oregon Residential Specialty Code
- Window manufacturer's installation instructions
- Water resistive barrier manufacturer's instructions
- Flashing manufacturer's instructions

The teams will install their windows in accordance with the flashing designs developed by participants. Once installed, the assemblies will be water spray tested in accordance with ASTM E 1105. Following the testing, each team will report to the group a summary of their design, installation process, and testing results. The goal is to reveal areas of conflict between manufacturers' instructions and code requirements, and identify difficulties in implementing the designs encountered in the field. Teams will learn about the flashing techniques that REALLY work, as well as the benefits of design mock-ups and mock-up testing to identify design and construction problems.

This course will be limited to 50 participants to ensure a dynamic hands-on exchange between participants. The course is certified for (6) AIA HSW Learning Credits. The cost per professional is \$35 if paid by June 1, \$40 the day of the event, no cost for students; fee will include lunch and snacks. Send checks and application form (below) to Rob Kistler, the Façade Group, 133 SW 2nd Ave., #200, Portland, OR 97204; checks made out to "BEC – Rob Kistler". **Contact rkistler@facadegroup.com by June 1 to reserve your space.**

Space is limited, so do not miss this great opportunity for a hands-on experience!

Application for BEC Window Flashing Rodeo, June 14, 2008

Name: _____

Firm: _____

Telephone No.: _____

E-Mail: _____

AIA No.: _____



Knowledge for Creating and Sustaining the Built Environment

Volume 47, Issue # 9

August 2008

Portland Chapter - The Construction Specifications Institute

Portland Chapter Golf Tournament

August 22nd, 2008 - 1:00 PM shotgun start



There are still spots open.

Great way to network and have some fun with clients and co-workers.

Sponsor a tee box and you can staff the tee box, pass out goodies and meet the players.

THANKS TO OUR 2008 SUPPORTERS:

GOLD PRECISION IMAGES

SILVER DEAMOR & ASSOCIATES

TEE BOX ATLAS SUPPLY PILKINGTON WESTERN CONSTRUCTION SERVICES FORD GRAPHICS MILLER PAINT WELLER & ASSOCIATES

MCGRAW HILL CONSTRUCTION DODGE HTI, POLY PSI, USA PROFESSIONAL ROOF CONSULTANTS REHFELDT CONSTRUCTION STEELSCAPE PARKER PAINT IDEATE, INC

Contact Erica Bitterman-Ryon at 360-567-2910 or ebitterman@precisionimages.com, to register.

C.S.I. Portland Chapter Phone: (503) 805-2500 Fax: (503) 214-8142 P.O. Box 5116 Salem. OR 97304

E-Mail: jane@portlandcsi.org

Web site Portland Chapter: www.portlandcsi.org

Web site Institute: www.csinet.org

Table of Contents:

Golf Tournament 1 Sept Meeting /Coupon 2 Upcoming CSI Events 3 NW Region Conference 4 Perky's Notes 4 Contacts 5

SEPTEMBER MEETING NOTICE

TOUR UNIVERSITY OF OREGON'S NEW PORTLAND CAMPUS AT THE RENOVATED WHITE STAG

Tuesday, September 9, 2008

Meet in the Lobby 4:30 PM

70 NW Couch Street



Photo: Sally Painter

Dinner and Presentations at the Princeton Ballroom
Governor Hotel, 614 SW 11th Avenue

Join us for a tour of the recently renovated White Stag Block. Meet representatives from the Project Team: Tenant, University of Oregon, Developer: Venerable Properties, Architect: Fletcher Farr Ayotte, Contractor: Bremik Construction, along with consultants, subcontractors and product suppliers.

The White Stag Block project merged three buildings into one via connected floor plates, shared seismic upgrades, and building infrastructure. The project was made possible by Venerable's creative approach to funding sources. The building has been awarded LEED Gold by US Green Building Council. Our tour promises to be interesting and exciting.

Tour Starts at 4:30 PM in the Lobby – 70 NW Couch

Followed by Dinner and Presentations by Project Team – Princeton Ballroom
Members \$40 - Non-members and walk-ins \$50 (walk-ins subject to availability)

BUY YOUR TICKETS NOW FOR 2008/2009 CSI CHAPTER MEETINGS AND SAVE

Sign up today to purchase 10 tickets for the next 10 CSI chapter meetings for \$360. A savings of \$40 for the year, If pre-paid by September 1st.

The programs start on September 9, 2008 and are the 2nd Tuesday of each month. If you are unable to attend the meeting you can send someone in your place.

By purchasing the chapter meetings ahead of time there will be no need for you to RSVP, you will automatically be registered each month. Don't wait, purchase today!

NAME _____

AMOUNT: \$360.00

COMPANY _____

PHONE # _____

EMAIL _____

CREDIT CARD # _____ EXP DATE: _____ CCV # _____

Mail this form with credit card info or a check for \$360 to Jane Phifer, CSI, PO Box 5116, Salem, OR 97304. Questions call Jane at 503-805-2500.

2008 EVENTS

AUGUST

12th – Board Meeting, River Place East, Mt. Adams Room, contact jane@portlandcsi.org

19th - LEED for Existing Buildings Technical Review Work Shop

22nd - Fall CSI CDT Certification Exam Registration Deadline

CSI will offer the Construction Documents Technology (CDT) exam in testing locations across the U.S. September 22-27. Register now or learn more about the CDT exam www.csinet.org

22nd – Annual Golf tournament at Lewis River - Contact ebitterman@precisionimages.com to register

26th – Program Committee Meeting – Nancy’s Kitchen, 7:30am, contact kkloster@fordgraphics.com

SEPTEMBER

2nd – Board Meeting, River Place East, Mt. Adams Room, contact jane@portlandcsi.org

9th – Program Dinner, Project Tour – White Stag U of O building, Register at www.portlandcsi.org

22rd - Program Committee Meeting - Nancy’s Kitchen, 7:30am, contact kkloster@fordgraphics.com

25th - Exams at Northwest Region Conference Seattle, WA,

25th-27th – NW Region Conference, Puget Sound Chapter, Register at www.pscsci.org

OCTOBER

7th – Board meeting, River Place East, Mt. Adams Room, contact jane@portlandcsi.org

14th – Program Dinner - Metro Recycling, register at www.portlandcsi.org

28th - Program Committee Meeting - Nancy’s Kitchen, 7:30am, contact kkloster@fordgraphics.com

NOVEMBER

4th – Board Meeting, River Place East, Mt. Adams Room, contact jane@portlandcsi.org

11th – Program Dinner - Innovative, sustainable products, register at www.portlandcsi.org

25th – Program Committee Meeting - Nancy’s Kitchen, 7:30am, contact kkloster@fordgraphics.com

DECEMBER

2nd – Board Meeting, River Place East, Mt. Adams Room, contact jane@portlandcsi.org

9th – Program Dinner, Social Holiday Get Together – Dinner at the “Nines”, Register at www.portlandcsi.org

16th – Program Committee Meeting – Nancy’s Kitchen, 7:30am, contact kkloster@fordgraphics.com

Web site: www.portlandcsi.org

Questions or concerns contact Jane Phifer 503-805-2500 or jane@portlandcsi.org

CSI NW REGION CONFERENCE

Don't Miss This One

TOMORROW'S YESTERDAYS LEARNING FROM THE PAST TO BUILD THE FUTURE

**September 25-27, 2008
Mayflower Park Hotel
Seattle, WA**

Seattle is a wonderful city, full of all that excites the senses. There is a lot to explore, from the fiery sunsets over the bustling piers and boardwalks of Elliott Bay to the open air seafood markets on Pike Street. Sample the clubs and the 1940s charm of the Pioneer Square, for a long time the music hub of the down town core. If the cabs drive too fast for you to enjoy the sights, you may take a trolley or the Monorail. You may hail a horse drawn carriage or even ride a "Duck", which is a musical tour of down town on an Amphibious World War II vehicle, from where you can tour the city by both land and water! There is plenty of lush green landscape throughout our Emerald City profile, embellished with decades of unique architecture and distinct Northwest landmarks. There are world renowned theaters and restaurants with entertainment, décor and cuisine that are sure to be among your best memories long after you leave. Bring your family. Bring your camera. Bring your bumbershoot. But whatever you do, join the Puget Sound Chapter, in Seattle for *Tomorrows Yesterdays* the Northwest Region Conference, September 25-27, 2008 at the Mayflower Park Hotel.

Call the Puget Sound Chapter CSI Office at 206-382-3393 or visit www.pscsi.org for more information.

PERKY'S NOTES

By: Perky Kilbourn, CSI



On Friday, July 25, 2008, Lee and I had lunch with Hannah Cooley, the winner of the Mary Alice Hutchins FCSI, FAIA Construction Scholarship and Cindy Lundeen, Associate Director of Development at University of Oregon.

Hannah won the award last year and was very pleased to receive it again this year. She is grateful for all the financial help she receives and has a part time job working for a construction company in Eugene.

Hannah will be completing her degree next Spring and hopes to find employment in the Portland area. One interesting thing which we learned was that she designs and builds furniture. She gave us her picture with a chair and a picture of the chair by itself.

Elizabeth Johnson won the Mary Alice Hutchins FCSI, FAIA Architecture Scholarship. She will receive her check in the mail since she is in Alaska this Summer. We hope she attends a Portland Chapter Meeting as a guest of the Chapter this fall.

Giving out these scholarship checks is a neat way to remember Mary Alice Hutchins. If you would like to learn more about the career of Mary Alice Hutchins, please purchase a copy of the book.

THE CONTACTS

PORTLAND OFFICERS & DIRECTORS

President

Russ Pitkin, CSI, AIA.....503-952-1563
Ankrom Moisan Associated Architects

President Elect

Kaye Kloster, CSI.....503-227-3424
Ford Graphics

Immediate Past President

Doug Allen, CSI, CDT360-921-5583
ASSA ABLOY Door Security Solutions Pacific NW

Secretary

Erica Bitterman-Ryon, CSI.....360-567-2910
Precision Images

Treasurer

Fred Herbold, CSI, CCS..... 503-223-8030
Mulvanny G2

Executive Director

Jane Phifer, CSI.....503-805-2500
CSI Office - P.O. Box 5116, Salem, OR 97304

Director, Professional

Corey Morris, CSI,503-224-4848
Clark/Kjos

Director, Professional

Skip Brown, CSI, CCS, AIA.....503-345-4546
Harris Group Inc.

Director, Industry

Bud Henson, CSI,360-600-0804
Window Tech

Directory, Industry

Christine Irwin, CSI, CDT.....503-635-6227
Weller Associates

Director, Professional

Michael Madias, CSI, CCS..... 503-224-6767
DiBenedettoThomson/Livingstone

Director, Industry

Steven Gray, CSI, CDT503-233-6016
Rodda Paint

COMMITTEE LEADERS

Awards

Christine Irwin, CSI, CDT..... 503-635-6227

Certification

Michael Madias, CSI, CCS..... 503-224-6767

Editor

Jane Phifer, CSI.....503-805-2500

Education

Steven Gray, CSI, CDT.....503-233-6016

Continuing Education

Skip Brown, CSI, CCS, AIA.....503-345-4546

Golf Tournament

Erica Bitterman- Ryon, CSI..... 360-567-2910

Library

Perky Kilbourn, PhD, CSI.....503-244-1778

Membership - Co-Chairs

Lee Kilbourn, FCSI, CCS, FAIA.....503-417-4400
 Pat Murphy, CSI, CDT.....503-240-3955

Orientation

Jane Phifer, CSI503-805-2500

Programs

Kaye Kloster, CSI503-227-3424

Publicity

Jane Phifer, CSI.....503-805-2500

Specifiers Share Group & Technical

Fred Herbold, CSI, CCS.....503-223-8030
 Co-chair vacant

Student Affiliate

Rudy Barton.....503-725-3339

Webmaster

Corey Morris, CSI503-224-4848

Portland Website
www.portlandcsi.org

INSTITUTE DIRECTORS

2007-2009

Loren Berry, CSI, CDT, AIA

Berry Architects, PC
 Ph: 541-485-3402 Fax: 541-485-3402
 Email: lberry@berryarch.com
 460 E 2nd Ave.
 Eugene, OR 97401

2007-2010

Bob Simmons, BS, CSI, CCPR

RW Simmons & Associates
 Ph: 253-946-2436
 arobertwsimmons@cs.com
 1315 S. 289th Place
 Federal Way, WA 98003

Region Website
www.csinwr.org

REGION COMMITTEES

Academic Liaison

Kit Burns, CSI, CCS, CCCA.....253-627-5599

Awards

Thomas Carberry, CSI, CDT.....907-227-1598

Certification

John Jeffcott, CSI, CDT, AIA.....206-890-4189

Education

Steve Gunn, CSI, CDT541-686-2031

Electronic Communications

Rand New, CSI, CDT.....541-688-5594

Membership

Jan O'Brien, CSI406-245-6363

Planning

Jerry Litwin, CSI,253-584-5207

Publications

vacant

Technical

vacant

Treasurer & Secretary

Marc Chavez, RA,CSI, CCS206-521-3492

NORTHWEST REGION CHAPTER MEETINGS

Cook Inlet, Anchorage, AK (Third Tuesday)

Mark Hughes, CSI.....907-267-5163

Puget Sound, Seattle, WA (Second Thursday)

Andrew Estep, CSI.....206-382-3393

Mt. Rainier, Tacoma, WA (First Thursday)

Bob Kenworthy, FCSI, CCS, CCCA..253-931-4904
 Dennis Kabba, CSI, CDT 253-627-5599

Spokane, WA (Second Thursday)

Thoms Gerard, PE, CSI, LEED-AP. 509- 328-2771

Portland, OR (Second Tuesday)

Jane Phifer, CSI.....503-805-2500

Capital, Salem, OR (Third Thursday)

Chris Veit, CSI, CCS.....503-390-0291

Willamette Valley, Eugene, OR (Last Thursday)

Melanie Wittkop-Fort, CSI541-485-0922

Idaho, Boise, ID (First Tuesday)

Karen Morris, CSI208-343-3620

Big Sky, MT

Jan O'Brien, CSI.....406-245-6363